



Coordinator Name

Ralona Wittels, RN, BS, EPS, SSD Health Services

Planning Team

Dr. Dave Campbell, MD, SSD Consulting Physician
Alicia Gillham, RN, BSN, Lead Nurse, SSD Health Services
Michelle Levi-Perez, Parent, and SSD Parent Education and Diversity Awareness

Description of the Program (2012-2013)

The purpose of SSD Health Services is to provide safe and effective care for our students and staff. The department provides specialized nursing services and supports to enable students dependent on advanced medical technology to attend school safely. The provision of specialized health care services for all of the diverse needs of our students is essential for the purpose of providing access to education in the least restrictive environment.

Description of How the Program's Services are Developed and Delivered

SSD Health Services encompasses several areas. These areas can be described in the following ways:

1. Five (5) SSD separate day school-health offices staffed by two (2) registered nurses in each location.
2. Two SSD technical high school health offices staffed by one RN in each location, and additionally by one health room assistant at North County Tech.
3. One RN covers the needs of students in the Bridges Program and the multiple Vocational Skills Program (VSP) sites county-wide.
4. Twenty-seven (27) nurses provide one-to-one nursing services to students. These include twenty-four (24) school-age and three (3) early childhood students.
5. Five (5) registered nurses staff Seventeen (17) early childhood special education sites throughout the county.
6. A registered dietician, employed since July 2012 as part of Health Services to serve the district county-wide.

Overall, forty-eight (48) nurses are working on a regular basis. An additional 22 substitute nurses support the needs of the district. Some of these 22 nurses are also sharing job assignments.

Key Program Stakeholder Groups

- | | |
|----------------------------------------------------|---------------------------------------------|
| <input checked="" type="checkbox"/> Students | <input type="checkbox"/> Board of Education |
| <input checked="" type="checkbox"/> Parents | <input type="checkbox"/> Taxpayers |
| <input checked="" type="checkbox"/> Staff | <input type="checkbox"/> Other (Specify.) |
| <input checked="" type="checkbox"/> Administrators | |

Student and/or Stakeholder Needs Addressed by the Program

The provision of health care services for the diverse needs of our students is essential for the purpose of keeping all children healthy and in school. These needs range from education, to medication administration, to ongoing nursing assessment of respiratory, neurological, gastrointestinal status for students with medical conditions such as tracheostomies and mechanical ventilators, and gastrostomy tubes.

Overall Goals of the Program**Expected Measurable Outcomes**

Goal 1: Provide health services to maximize student participation in education in the least restrictive environment (LRE).	1.1 Provide 1:1 nursing for more medically fragile students than previous year. 1.2 Provide training of appropriate teachers or para educators for Diabetes, Seizures, and Asthma to enable more students than previous year to remain in the classroom without the presence of a nurse.
Goal 2: Health services will be provided to keep students healthy and in school.	2.1 SSD will provide 100% of all SSD school rooms and cafeterias with hand sanitizers. 2.2 Identify most common reasons for clinic visits. 2.3 Provide health care for children in early childhood programs.

Evaluation Questions

- What is the status of the program's progress toward achieving the goals?
- What do students and other stakeholders consider to be the strengths and weaknesses of the program?
- What do staff consider to be the strengths and weaknesses of the program?
- How does the program's actual implementation compare with the program's design?
- How should priorities be changed to put more focus on achieving the goals?
- How should goals be changed? Any added or removed?

Data Collection Methods

- Surveys and questionnaires
- Interviews
- Document reviews
- Observations
- Focus groups
- Case studies
- Assessments
- Other (Specify)



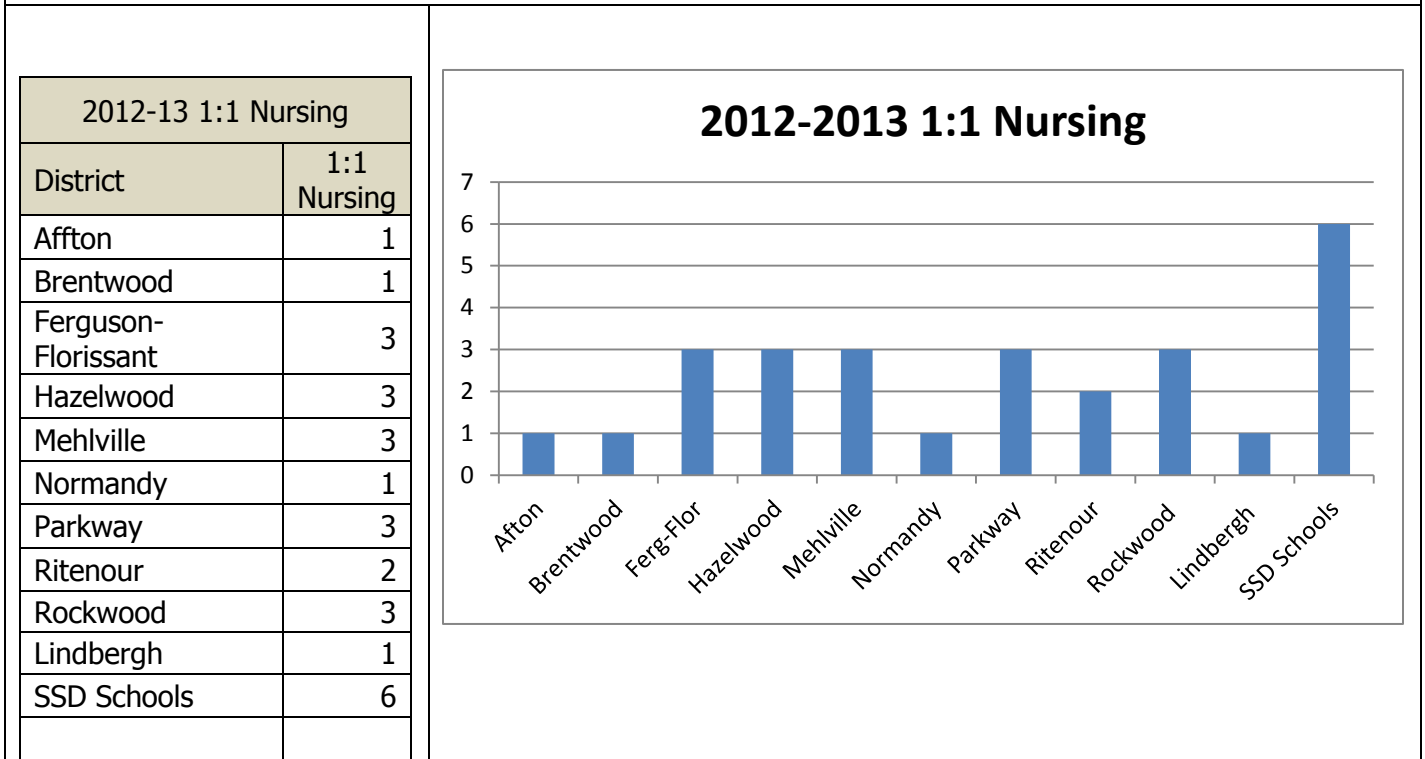
Evaluation Results

What is the status of the program’s progress toward achieving the goals?

Goal 1: Provide health services to maximize student participation in education in the least restrictive environment (LRE).

Measurable Objective 1:	1.1 Provide 1:1 nursing for more medically fragile students than previous year to allow them to attend school.
-------------------------	----------------------------------------------------------------------------------------------------------------

Results: Met
In 2011-2012 nurses provided 1 to 1 nursing services to 23 students. In 2012-2013 the number increased to 27.



Measurable Objective 2:	1.2 Provide training of appropriate teachers and para-educators for Diabetes, Seizures, and Asthma to enable more students than previous year to remain in the classroom without the presence of a nurse.
-------------------------	-----------------------------------------------------------------------------------------------------------------------------------------------------------------------------------------------------------

Results: Met
100% of all SSD teachers and para-educators receive training yearly about daily care and emergency procedure to take regarding Diabetes, Seizures and Asthma. As a result, the number of students with those conditions who remain in the classroom has increased.

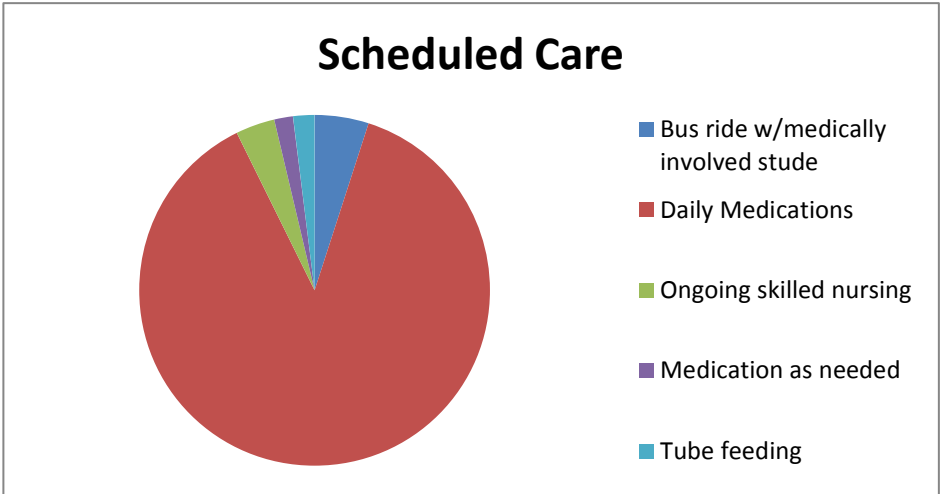
Students able to stay in class supported by staff by condition.		
	2012	2013
Asthma	408	512
Diabetes	7	39
Seizures	195	254

Goal 2: Health services will be provided to keep students healthy and in school.

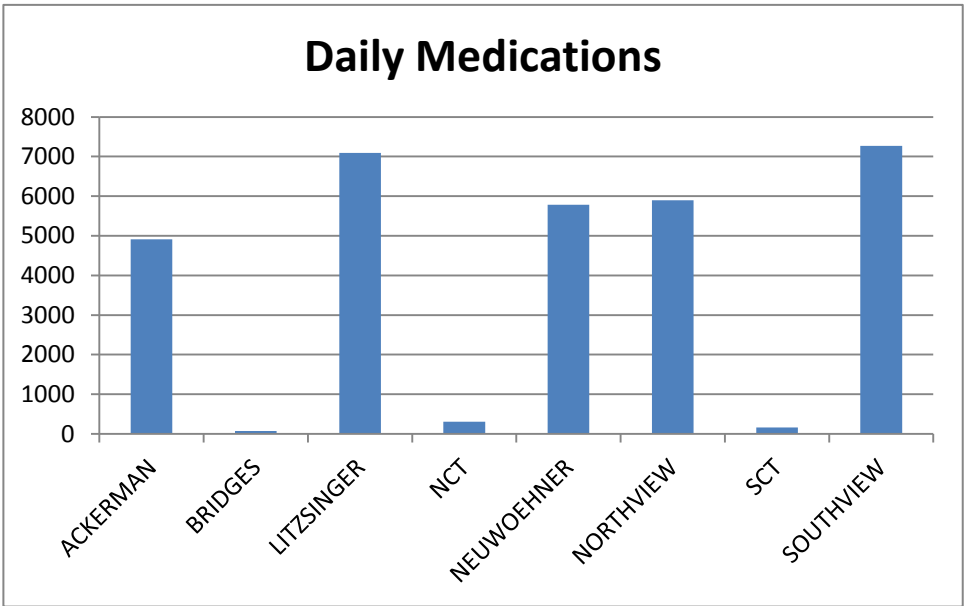
Measurable Objective 1:	2.1 SSD will provide 100% of all SSD school rooms and cafeterias with hand sanitizers.
Results: Met 100% of SSD School rooms and Cafeterias have access to a hand sanitizer 100% of the time.	

Measurable Objective 2:	2.2 Identify most common reasons for clinic visits.																						
Results:	<div data-bbox="613 928 1485 1724" data-label="Figure"> <table border="1"> <caption>Categories for Clinic Visits</caption> <thead> <tr> <th>Category</th> <th>Total</th> </tr> </thead> <tbody> <tr> <td>Scheduled Care</td> <td>35923</td> </tr> <tr> <td>Head</td> <td>2048</td> </tr> <tr> <td>Ear, nose throat, respiratory</td> <td>1571</td> </tr> <tr> <td>Injury</td> <td>2106</td> </tr> <tr> <td>Gastro intestinal</td> <td>1276</td> </tr> <tr> <td>Miscellaneous.</td> <td>2880</td> </tr> <tr> <td>Records</td> <td>739</td> </tr> <tr> <td>Medical indicators</td> <td>1578</td> </tr> <tr> <td>Chronic Condition</td> <td>1181</td> </tr> <tr> <td>Skin</td> <td>782</td> </tr> </tbody> </table> </div>	Category	Total	Scheduled Care	35923	Head	2048	Ear, nose throat, respiratory	1571	Injury	2106	Gastro intestinal	1276	Miscellaneous.	2880	Records	739	Medical indicators	1578	Chronic Condition	1181	Skin	782
Category	Total																						
Scheduled Care	35923																						
Head	2048																						
Ear, nose throat, respiratory	1571																						
Injury	2106																						
Gastro intestinal	1276																						
Miscellaneous.	2880																						
Records	739																						
Medical indicators	1578																						
Chronic Condition	1181																						
Skin	782																						

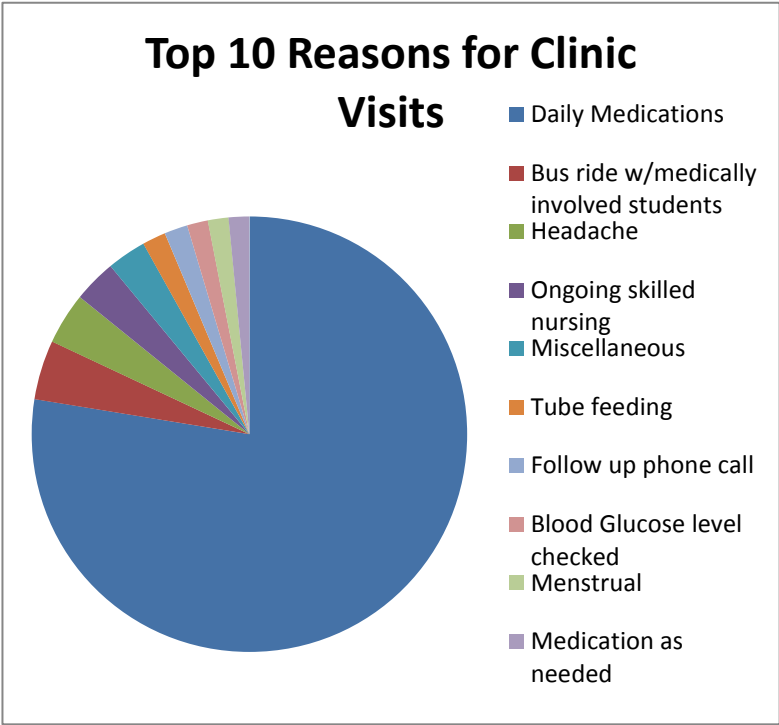
Scheduled Care	
Description	Total
Bus ride with medically involved student	1792
Daily Medications	31508
Ongoing skilled nursing	1293
Medication as needed	620
Tube feeding	710



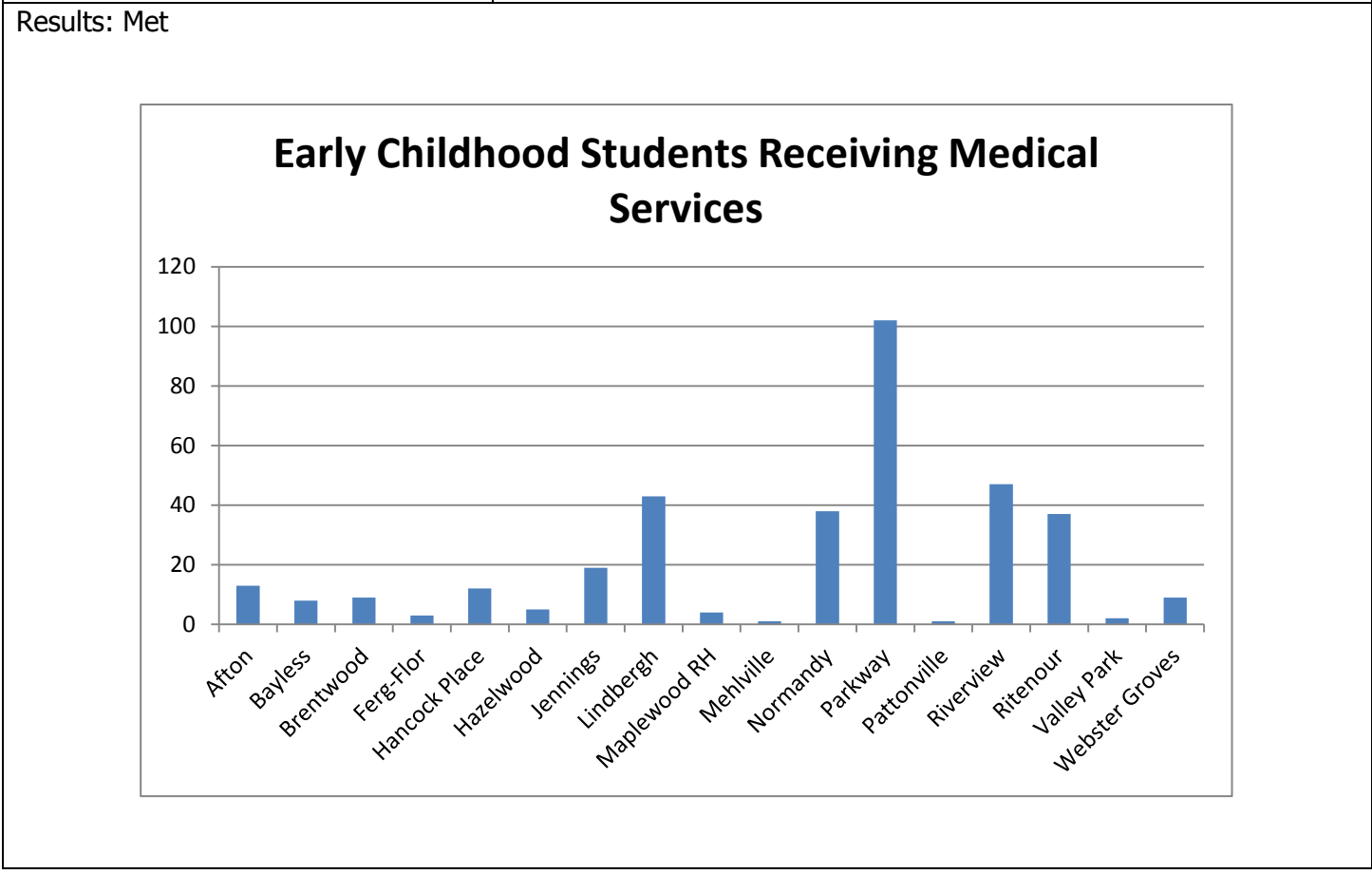
Daily Medications	
Site	Daily Meds
Ackerman	4915
Bridges	76
Litzsinger	7093
NCT	310
Neuwoehner	5784
Northview	5900
SCT	161
Southview	7269



SSD Top Ten Individual Reasons for Clinic Visits	
Description	Sum
Daily Medications	31508
Bus ride w/medically involved students	1792
Headache	1561
Ongoing skilled nursing	1293
Miscellaneous	1179
Tube feeding	710
Follow up phone call	699
Blood Glucose level checked	631
Menstrual	625
Medication as needed	620



Measurable Objective 3: 2.3 Provide health care for children in early childhood programs.



What do key staff and stakeholders consider to be the strengths and opportunities for improvement /weaknesses of the program?

Strengths

- *1:1 nursing program provides access to LRE for medically fragile students.*
- *Teacher training allows students to attend school without 1:1 nursing services.*
- *Data analysis of clinic visits provides insight for improving school health.*

Opportunities/Weaknesses

- *We have too little data on school health trends.*
- *Some medically fragile students cannot access education even with 1:1 nursing services.*
- *There is no process in place to analyze medical data and design interventions to improve school health on a systematic and regular basis.*

How well aligned are the program's priorities and processes with the goals of the program?

The program's priorities and processes are well aligned with the goals of the program.

Deployment Level of Program Services: Services are well deployed, with no significant gaps.

Should priorities be changed to put more focus on achieving the goals? Yes No
If Yes describe change in priorities.

A higher priority should be placed on determining the causes for student absence related to health.

Should goals be changed, added or removed? Yes No
If Yes describe the changes to goals listed.

Use data to design appropriate health interventions.

Evaluation Implications

General Recommendation Resulting from the Evaluation

Select from the following possible recommendations resulting from the evaluation:

- Continue the program as is. It is meeting or exceeding all expected outcomes.
- Expand the program, replicating effective components.
- Streamline, refine, or consolidate elements of the program.
- Redesign the program.
- Reevaluate the purpose and/or goals of the program.
- Discontinue ineffective or nonessential program components.
- Discontinue the program.
- Other (Specify.)

Action Plans

1. Convene committee including representatives from student data, finance, technology and health services to explore the feasibility of telepresence attendance such as VGO robot. This technology allows a student with a health condition that excludes the student from school to control a robot to participate in general education via the internet. DESE has given preliminary approval of counting such attendance for Average Daily Attendance (ADA).
2. Determine the feasibility of collecting information about the type of illnesses that lead to student absence. This information could be collected from parents through the verification process and recorded in SIS. The data could be examined to address the root causes of student absence through health initiatives.
3. Design a process to regularly analyze medical data for trends and possible interventions to improve school health.

Status of Recommendations from Previous Report Recommendations

1. *Implement maintenance of health records in SIS at all SSD sites including early childhood.*

All Health Records of all SSD Students to include ECSE sites are now being maintained in SIS.

2. *Arrange for Licensed Respiratory therapist from medical equipment company to provide standardized training on all new medical equipment.*

All Nursing Staff and Classroom staff receive training as appropriate on respiratory equipment that is ordered by a physician and used by a student. Service and ongoing maintenance is also provided on this equipment by a licensed therapist on a regularly scheduled date and as needed to assure the safety of the student and the staff.

3. *Develop job description, interview and hire a Lead Nurse to assist in planning, organizing, coordinating and implementing the school health program.*

A Lead Nurse Alicia Gillham, RNBS was hired and is actively working in the Health Services Department.

4. *Review of all SIS health Record tables to facilitate standardized reporting.*

Accurate and easily accessible data are now enabling us to standardize our reporting systems regarding Immunization Reports to the State for the our K-12 schools and the ECSE students. We are able to accurately report our number of students with Special Healthcare Needs, Disease Processes and other critical data, requested by the Department of Health and Senior Services. Prior to this ECSE students data was only available for Immunization Reports.

Cost and Funding Source

The costs are included in the budget.