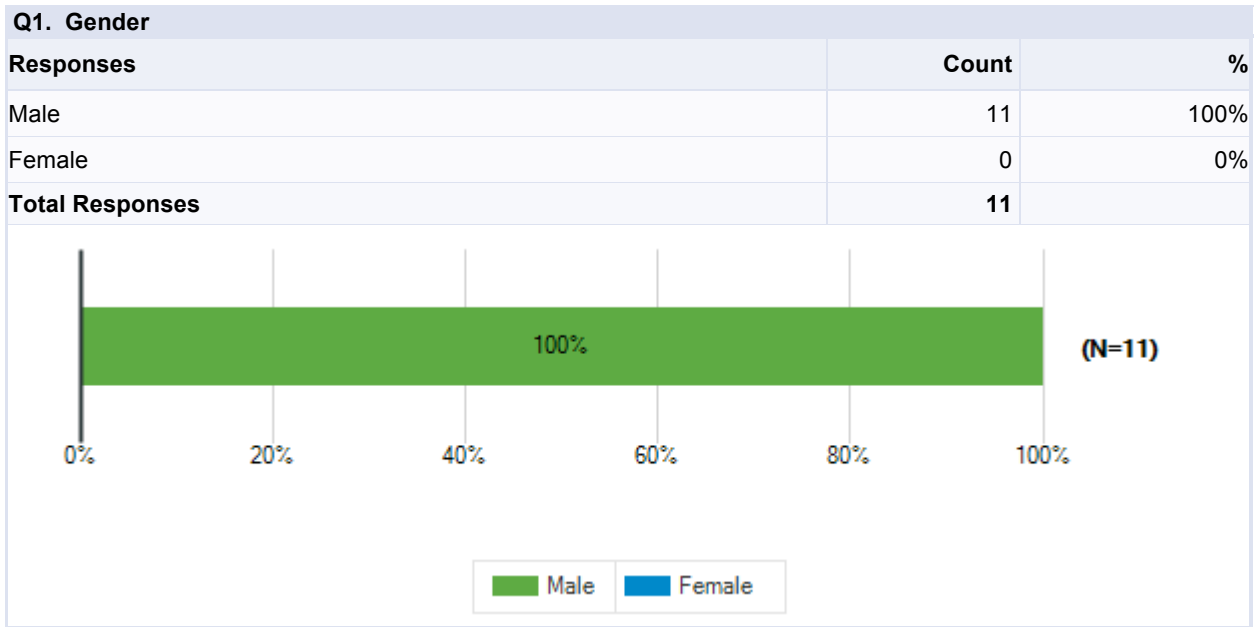


2018-19 Climate Survey Students – SSD Schools Survey Results

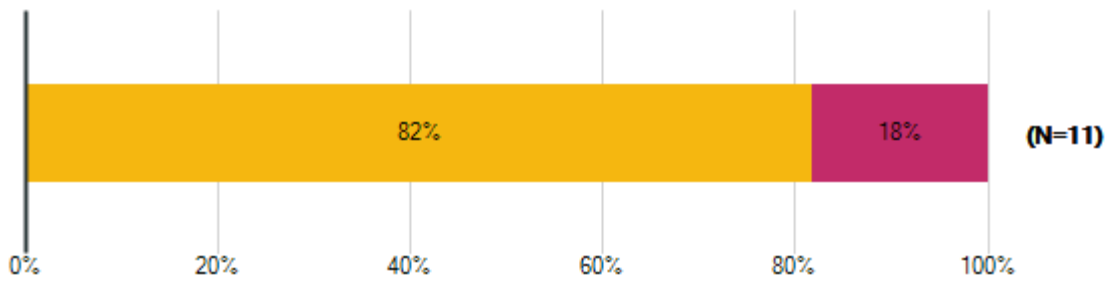
Lakeside Center

Special School District of St. Louis County
February 19 - March 15, 2019


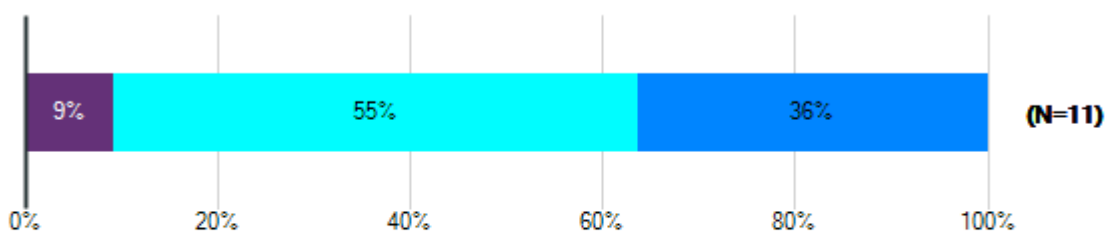


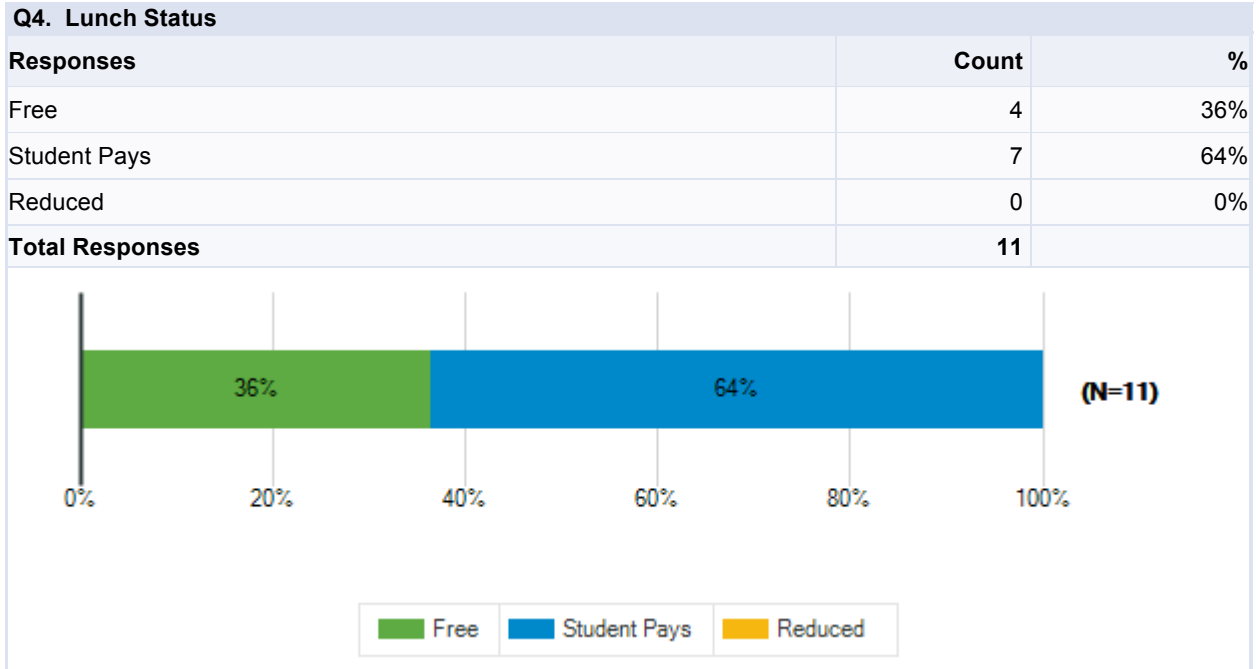


| Q2. Race | | |
|-----------------------------------|--------------|----------|
| Responses | Count | % |
| American Indian or Alaska Native | 0 | 0% |
| Asian or Pacific Islander | 0 | 0% |
| Black or African American | 9 | 82% |
| Hispanic | 0 | 0% |
| Pacific Islander or Hawaii Native | 0 | 0% |
| White | 2 | 18% |
| Null | 0 | 0% |
| Total Responses | 11 | |



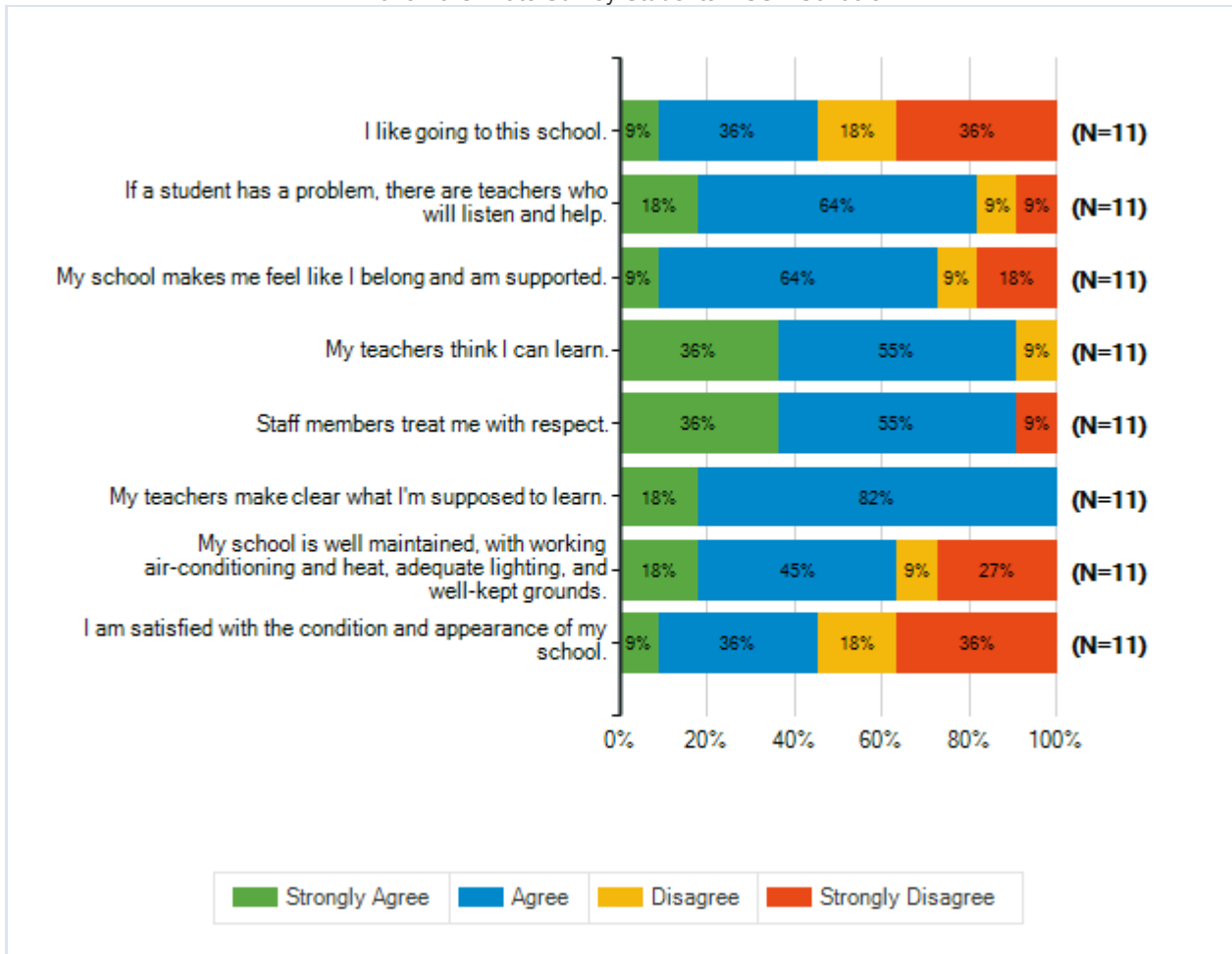
| Q3. Grade | | |
|------------------------|-----------|-----|
| Responses | Count | % |
| 03 | 0 | 0% |
| 04 | 0 | 0% |
| 05 | 0 | 0% |
| 06 | 0 | 0% |
| 07 | 0 | 0% |
| 08 | 0 | 0% |
| 09 | 1 | 9% |
| 10 | 6 | 55% |
| 11 | 4 | 36% |
| 12 | 0 | 0% |
| Total Responses | 11 | |





| School Satisfaction | | | | | | |
|---|---|-----------------------|--------------|-----------------|--------------------------|------------------------|
| Q6. How strongly do you agree or disagree with the following statements? | | | | | | |
| | | Strongly Agree | Agree | Disagree | Strongly Disagree | Total Responses |
| (a) | I like going to this school. | 1 9% | 4 36% | 2 18% | 4 36% | 11 |
| (b) | If a student has a problem, there are teachers who will listen and help. | 2 18% | 7 64% | 1 9% | 1 9% | 11 |
| (c) | My school makes me feel like I belong and am supported. | 1 9% | 7 64% | 1 9% | 2 18% | 11 |
| (d) | My teachers think I can learn. | 4 36% | 6 55% | 1 9% | 0 0% | 11 |
| (e) | Staff members treat me with respect. | 4 36% | 6 55% | 0 0% | 1 9% | 11 |
| (f) | My teachers make clear what I'm supposed to learn. | 2 18% | 9 82% | 0 0% | 0 0% | 11 |
| (g) | My school is well maintained, with working air-conditioning and heat, adequate lighting, and well-kept grounds. | 2 18% | 5 45% | 1 9% | 3 27% | 11 |
| (h) | I am satisfied with the condition and appearance of my school. | 1 9% | 4 36% | 2 18% | 4 36% | 11 |

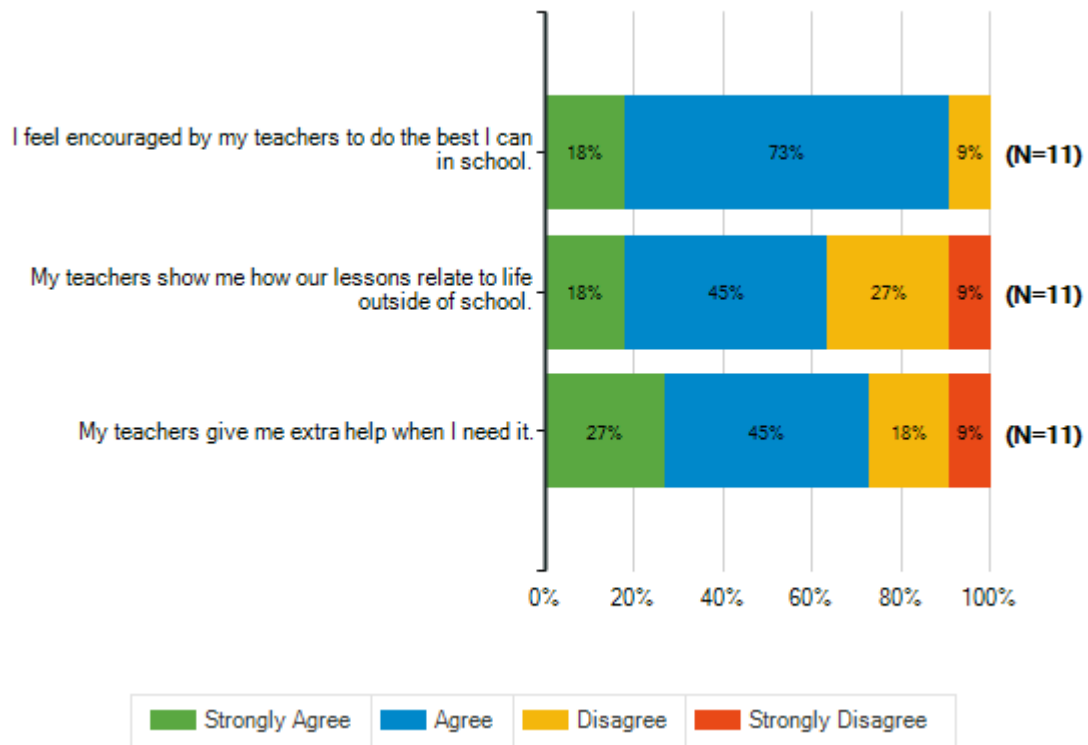
Special School District of St. Louis County
2018-19 Climate Survey Students – SSD Schools



Student Support

Q7. How strongly do you agree or disagree with the following statements?

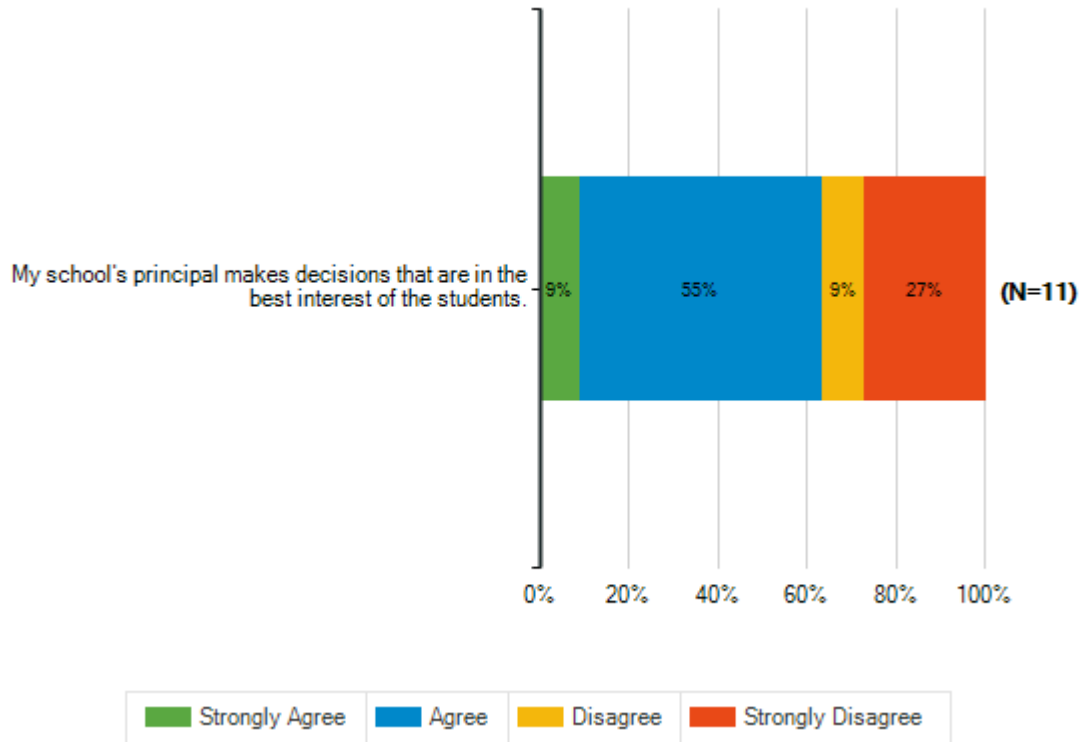
| | | Strongly Agree | Agree | Disagree | Strongly Disagree | Total Responses |
|-----|---|-----------------------|--------------|-----------------|--------------------------|------------------------|
| (a) | I feel encouraged by my teachers to do the best I can in school. | 2 18% | 8 73% | 1 9% | 0 0% | 11 |
| (b) | My teachers show me how our lessons relate to life outside of school. | 2 18% | 5 45% | 3 27% | 1 9% | 11 |
| (c) | My teachers give me extra help when I need it. | 3 27% | 5 45% | 2 18% | 1 9% | 11 |



School Principal

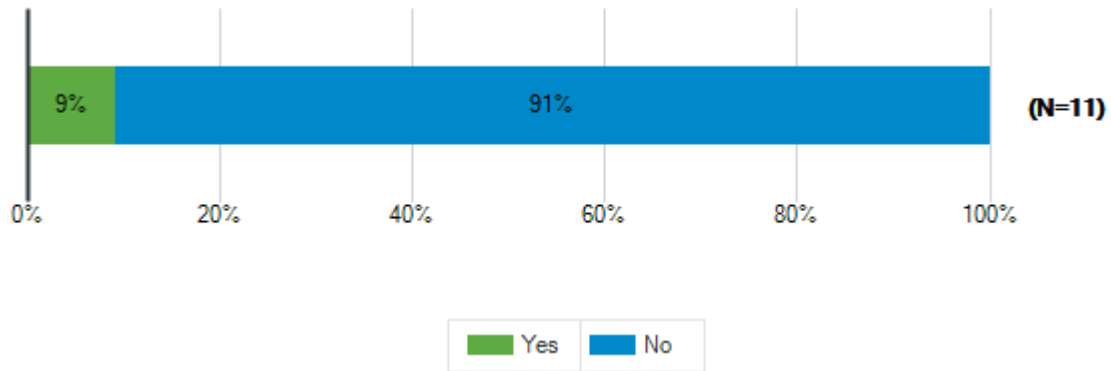
Q8. How strongly do you agree or disagree with the following statement?

| | | Strongly Agree | Agree | Disagree | Strongly Disagree | Total Responses |
|-----|--|-----------------------|--------------|-----------------|--------------------------|------------------------|
| (a) | My school's principal makes decisions that are in the best interest of the students. | 1 9% | 6 55% | 1 9% | 3 27% | 11 |



Q9. Have you had an issue or concern to discuss with the principal or assistant principal this school year?

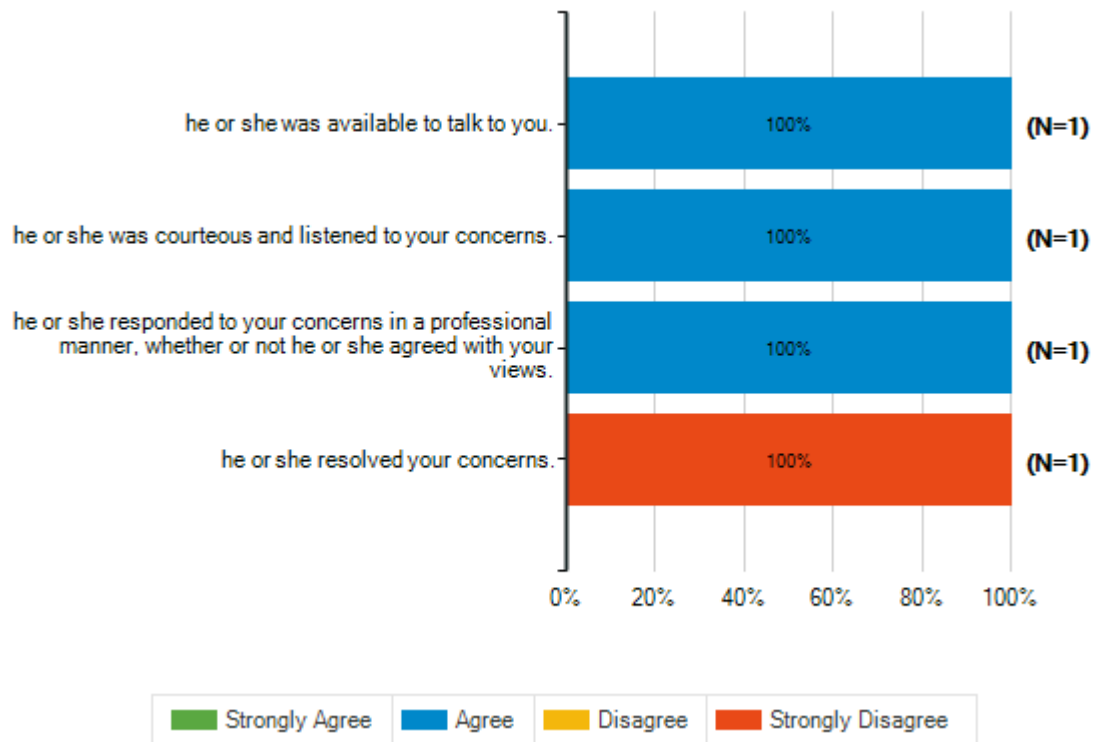
| Responses | Count | % |
|------------------------|-----------|-----|
| Yes | 1 | 9% |
| No | 10 | 91% |
| Total Responses | 11 | |



How strongly do you agree or disagree with the following?

Q10. When you have had an issue or a concern to discuss with the principal or assistant principal ...

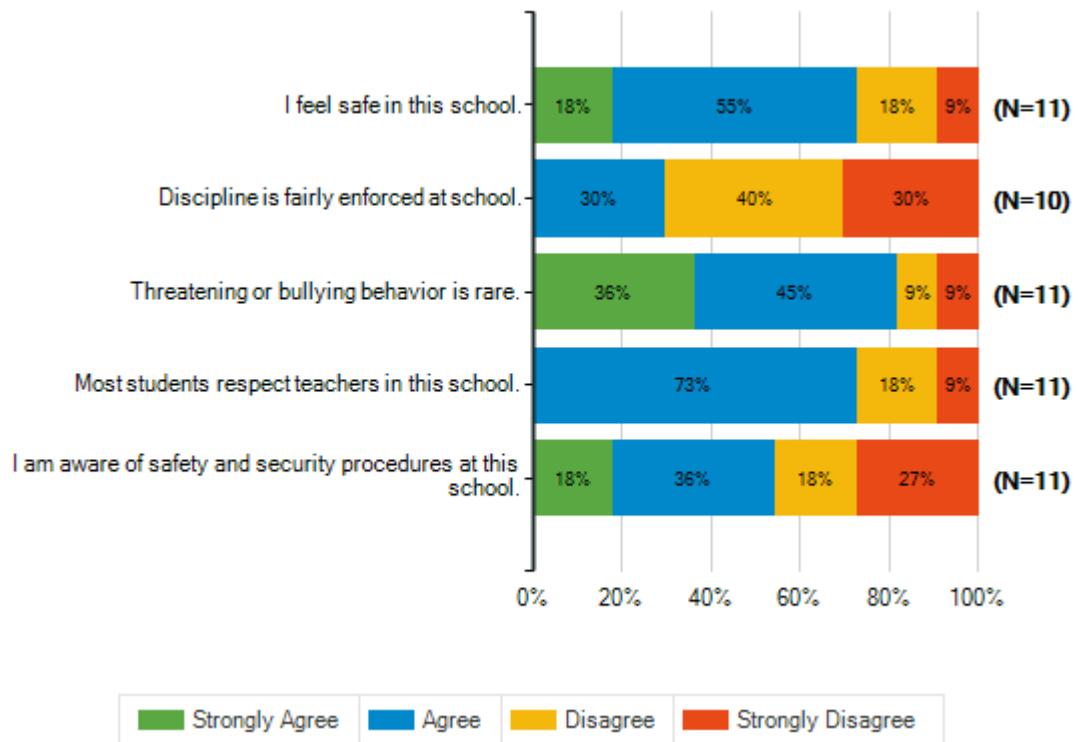
| | Strongly Agree | Agree | Disagree | Strongly Disagree | Total Responses |
|---|----------------|-----------|----------|-------------------|-----------------|
| (a) he or she was available to talk to you. | 0 0% | 1 100% | 0 0% | 0 0% | 1 |
| (b) he or she was courteous and listened to your concerns. | 0 0% | 1 100% | 0 0% | 0 0% | 1 |
| (c) he or she responded to your concerns in a professional manner, whether or not he or she agreed with your views. | 0 0% | 1 100% | 0 0% | 0 0% | 1 |
| (d) he or she resolved your concerns. | 0 0% | 0 0% | 0 0% | 1 100% | 1 |



Safety and Behavior

Q11. How strongly do you agree or disagree with the following statements?

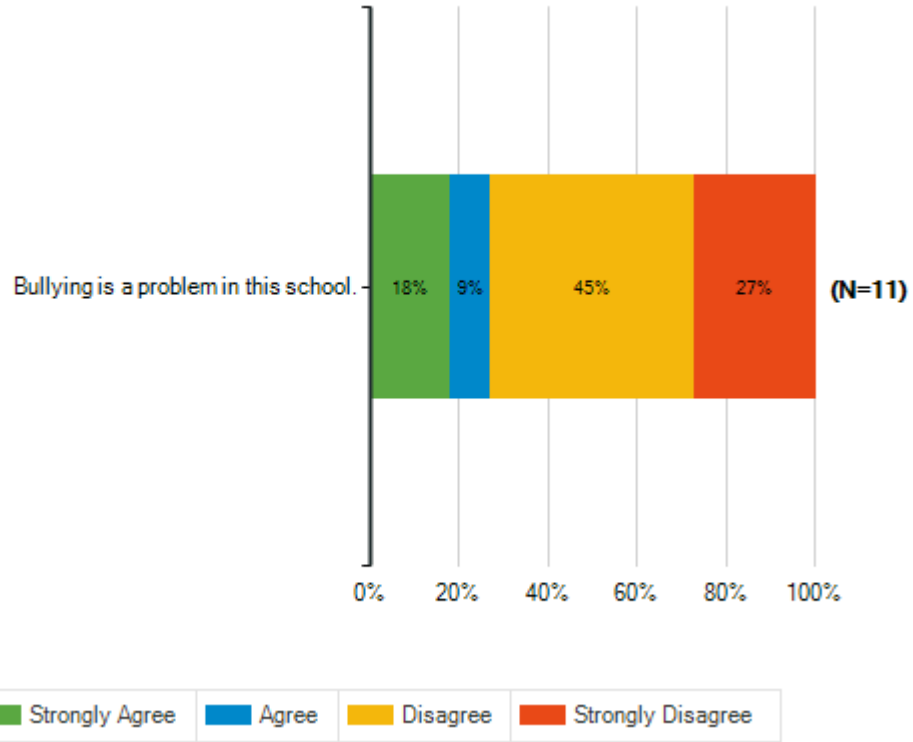
| | Strongly Agree | Agree | Disagree | Strongly Disagree | Total Responses |
|--|----------------|----------|----------|-------------------|-----------------|
| (a) I feel safe in this school. | 2 18% | 6 55% | 2 18% | 1 9% | 11 |
| (b) Discipline is fairly enforced at school. | 0 0% | 3 30% | 4 40% | 3 30% | 10 |
| (c) Threatening or bullying behavior is rare. | 4 36% | 5 45% | 1 9% | 1 9% | 11 |
| (d) Most students respect teachers in this school. | 0 0% | 8 73% | 2 18% | 1 9% | 11 |
| (e) I am aware of safety and security procedures at this school. | 2 18% | 4 36% | 2 18% | 3 27% | 11 |

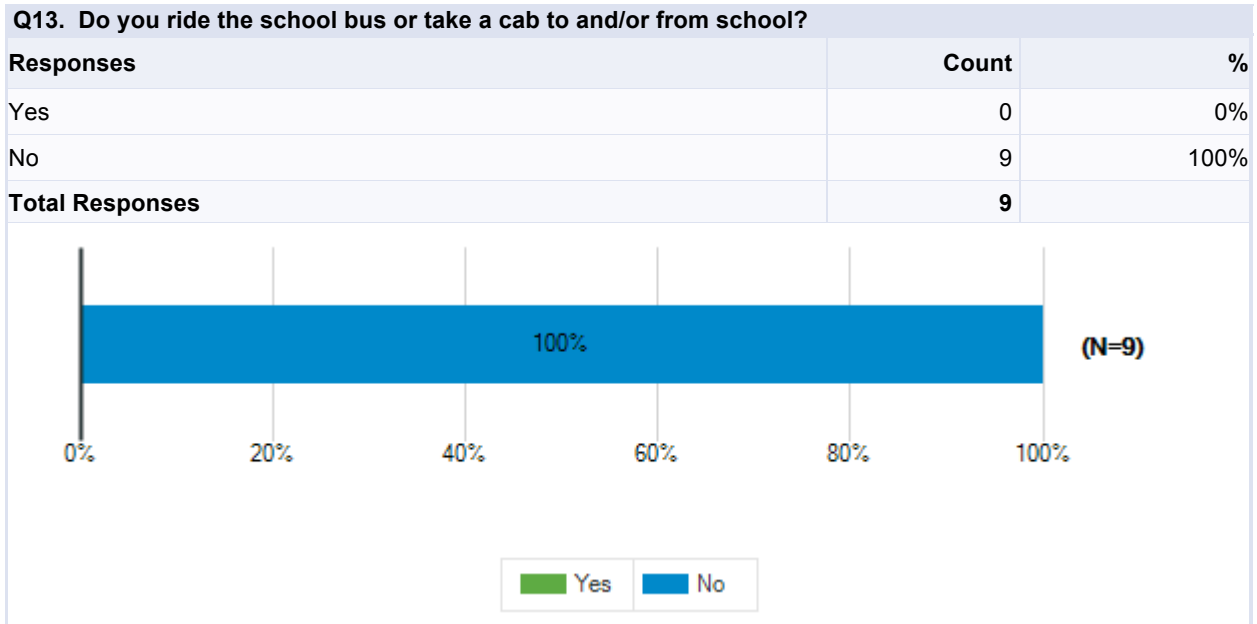


Safety and Behavior

Q12. How strongly do you agree or disagree with the following statements?

| | Strongly Agree | Agree | Disagree | Strongly Disagree | Total Responses |
|---|-----------------------|--------------|-----------------|--------------------------|------------------------|
| (a) Bullying is a problem in this school. | 2 18% | 1 9% | 5 45% | 3 27% | 11 |





Q14. How strongly do you agree or disagree with the following statement?

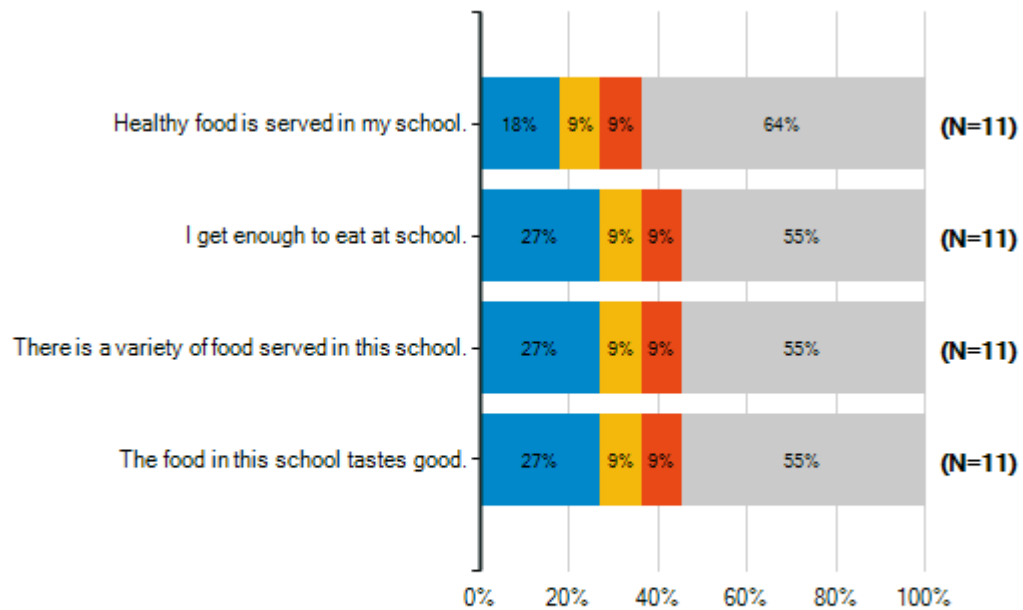
| | Strongly Agree | Agree | Disagree | Strongly Disagree | Total Responses |
|---|----------------|---------|----------|-------------------|-----------------|
| (a) I am safe when I am on my school bus or in a cab. | 0 0% | 0 0% | 0 0% | 0 0% | 0 |

There were no responses to this question.

Food Services

Q15. How much do you agree or disagree with the statements below?

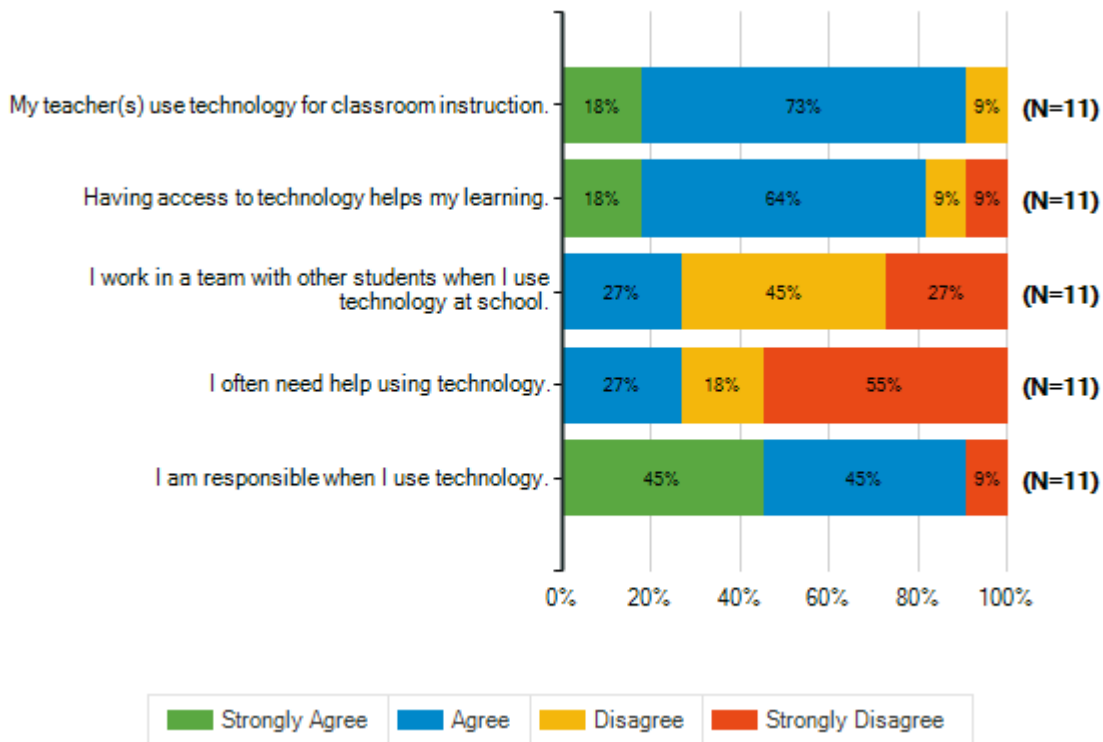
| | | Strongly Agree | Agree | Disagree | Strongly Disagree | I don't eat lunch at school. | Total Responses |
|-----|---|----------------|----------|----------|-------------------|------------------------------|-----------------|
| (a) | Healthy food is served in my school. | 0 0% | 2 18% | 1 9% | 1 9% | 7 64% | 11 |
| (b) | I get enough to eat at school. | 0 0% | 3 27% | 1 9% | 1 9% | 6 55% | 11 |
| (c) | There is a variety of food served in this school. | 0 0% | 3 27% | 1 9% | 1 9% | 6 55% | 11 |
| (d) | The food in this school tastes good. | 0 0% | 3 27% | 1 9% | 1 9% | 6 55% | 11 |

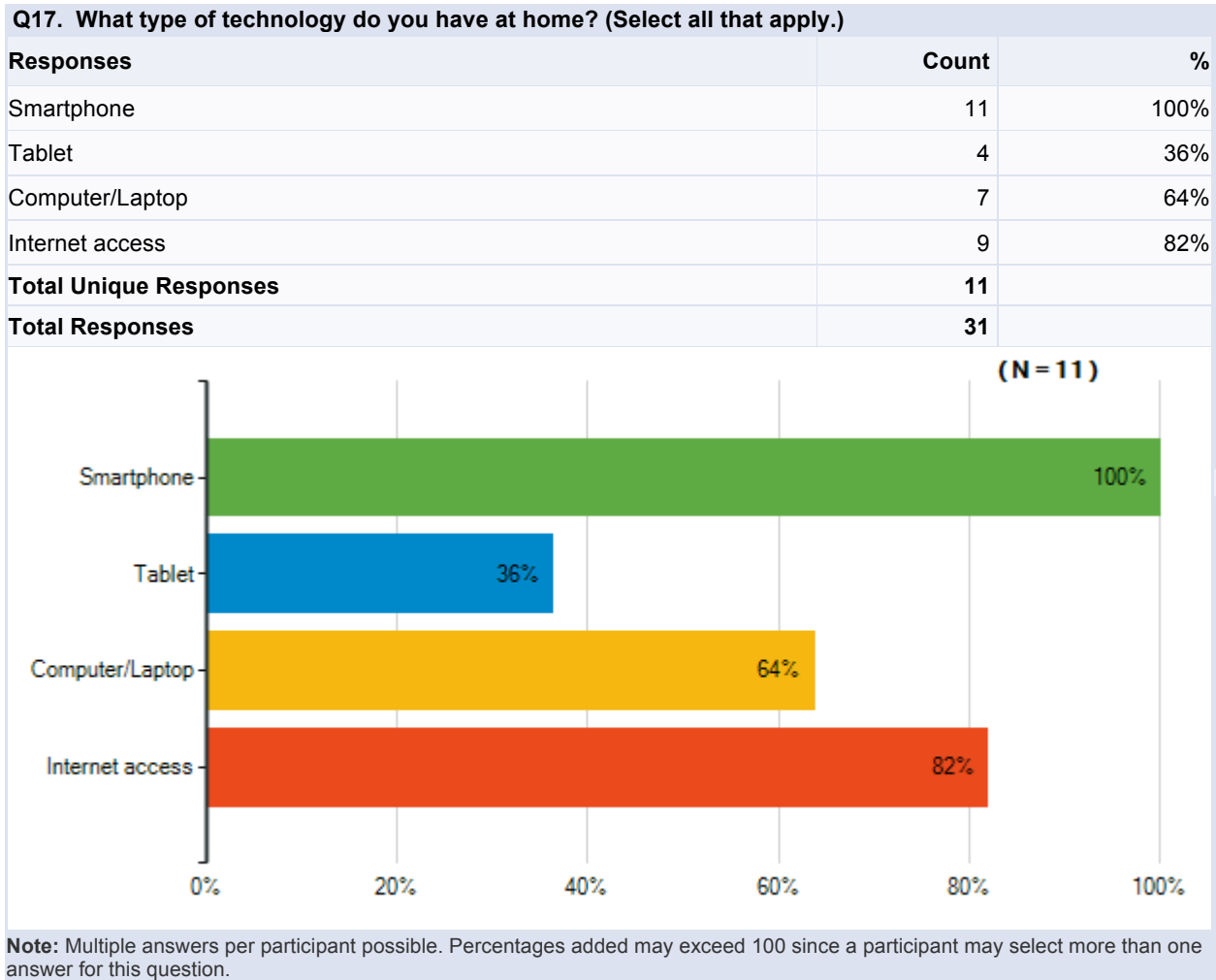


Technology

Q16. How strongly do you agree or disagree with the following statements?

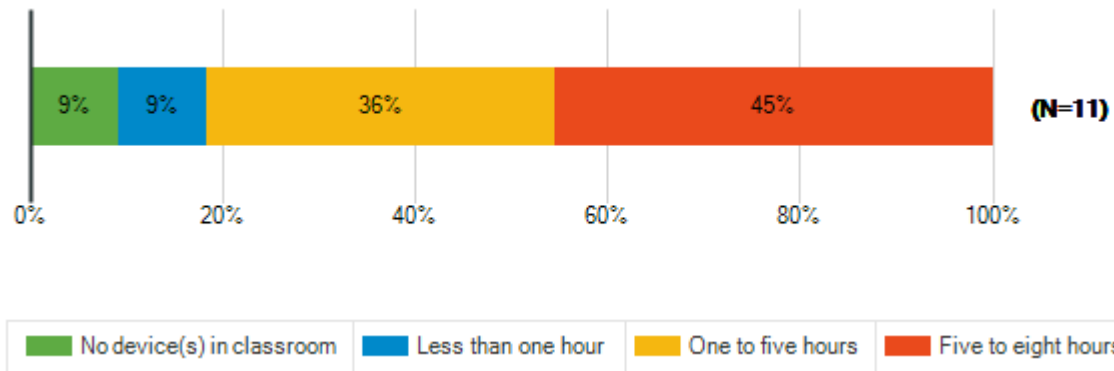
| | | Strongly Agree | Agree | Disagree | Strongly Disagree | Total Responses |
|-----|---|-----------------------|--------------|-----------------|--------------------------|------------------------|
| (a) | My teacher(s) use technology for classroom instruction. | 2 18% | 8 73% | 1 9% | 0 0% | 11 |
| (b) | Having access to technology helps my learning. | 2 18% | 7 64% | 1 9% | 1 9% | 11 |
| (c) | I work in a team with other students when I use technology at school. | 0 0% | 3 27% | 5 45% | 3 27% | 11 |
| (d) | I often need help using technology. | 0 0% | 3 27% | 2 18% | 6 55% | 11 |
| (e) | I am responsible when I use technology. | 5 45% | 5 45% | 0 0% | 1 9% | 11 |



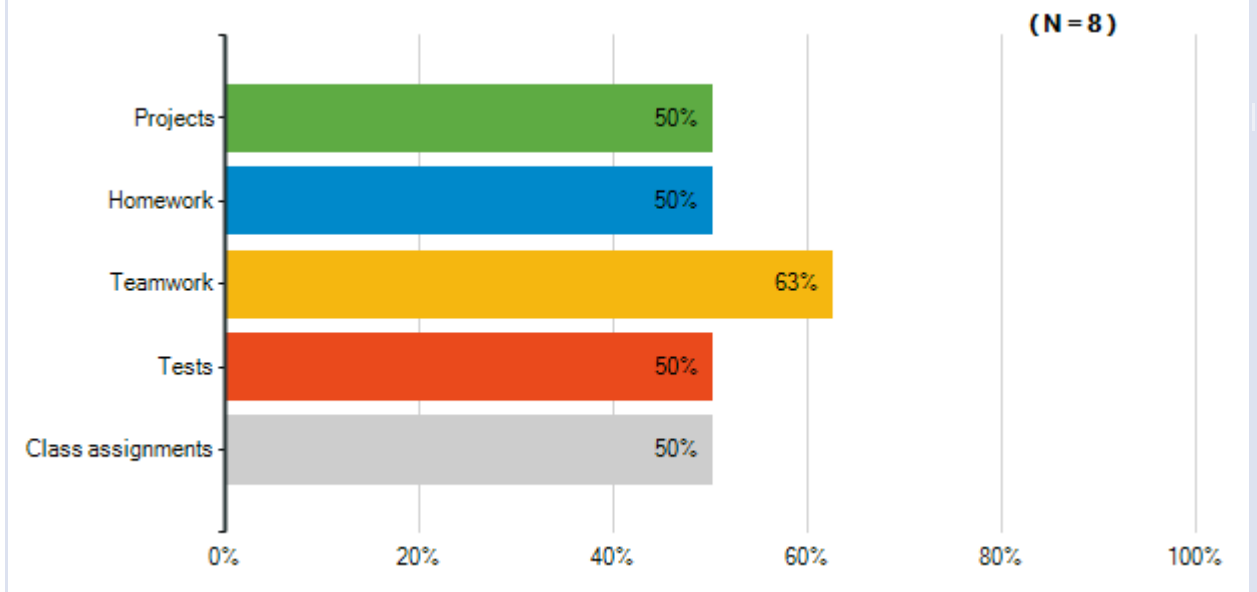


Q18. On average, about how much time per day do you spend using a technology device (tablet, computer/laptop) at school?

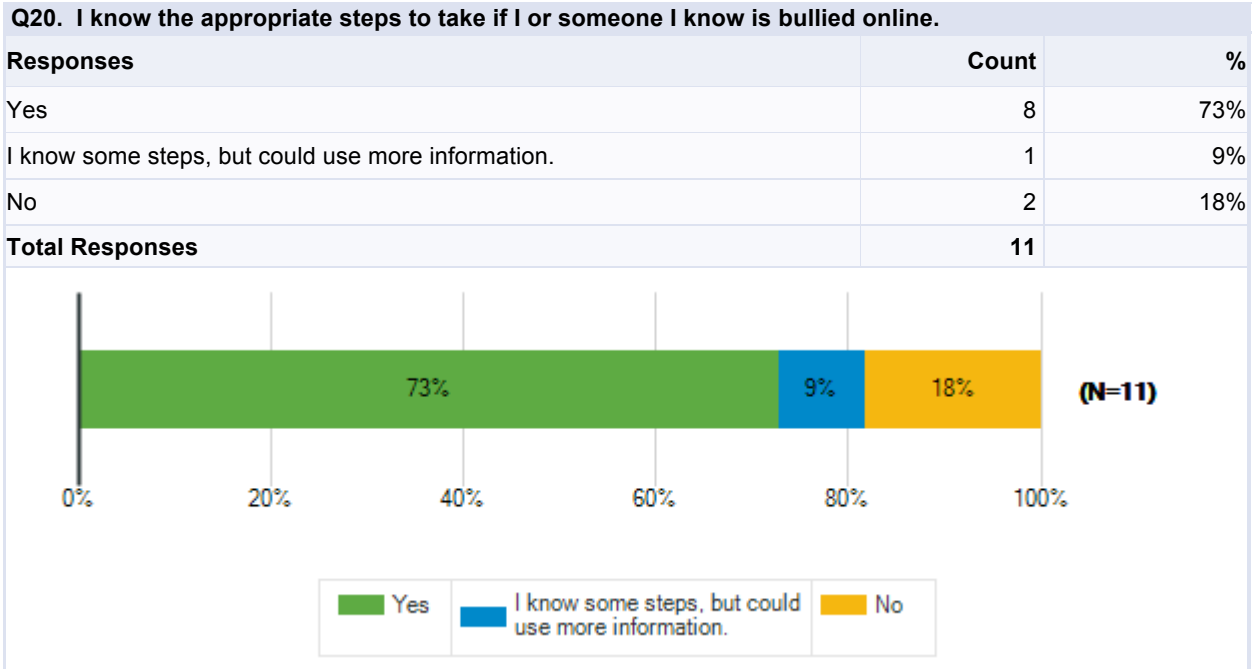
| Responses | Count | % |
|---------------------------|-----------|-----|
| No device(s) in classroom | 1 | 9% |
| Less than one hour | 1 | 9% |
| One to five hours | 4 | 36% |
| Five to eight hours | 5 | 45% |
| Total Responses | 11 | |



| Q19. I use technology in my daily life for (Select all that apply) | | |
|---|--------------|----------|
| Responses | Count | % |
| Projects | 4 | 50% |
| Homework | 4 | 50% |
| Teamwork | 5 | 63% |
| Tests | 4 | 50% |
| Class assignments | 4 | 50% |
| Total Unique Responses | 8 | |
| Total Responses | 21 | |



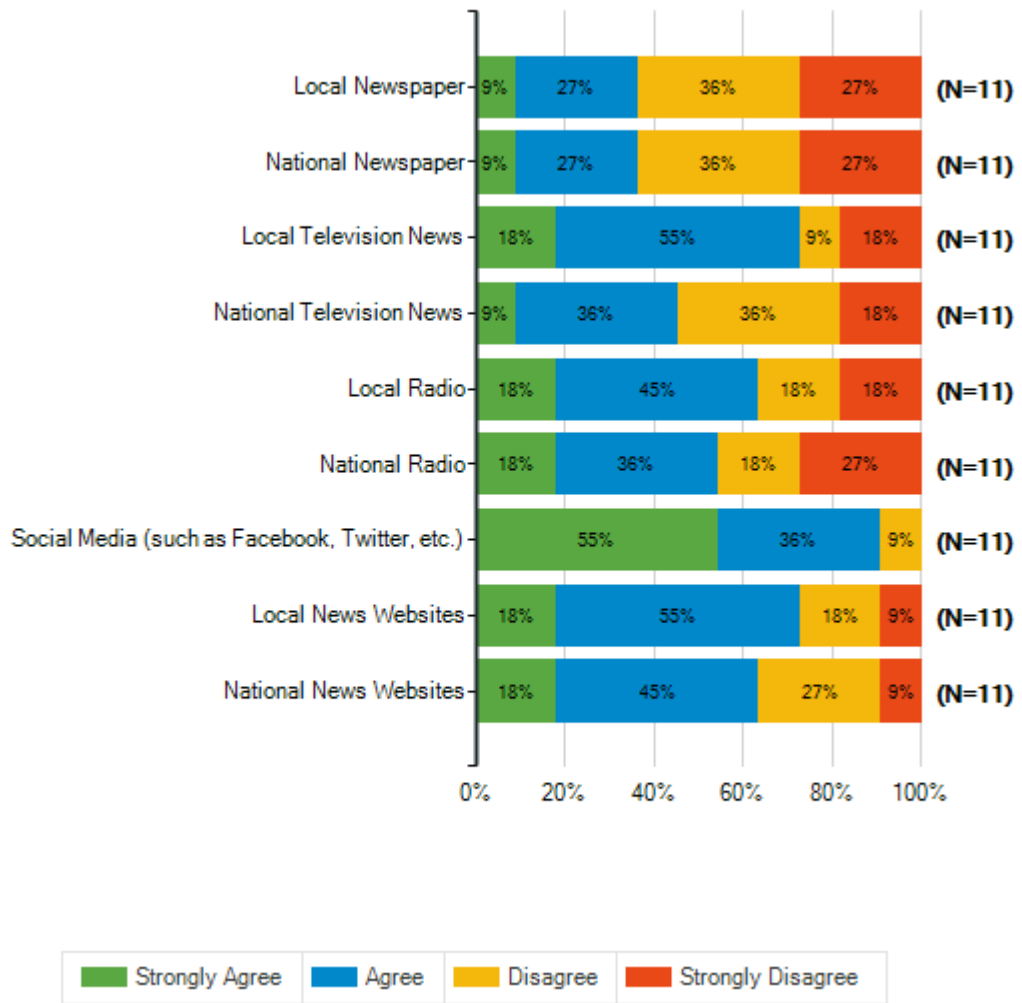
Note: Multiple answers per participant possible. Percentages added may exceed 100 since a participant may select more than one answer for this question.



Q21. Please indicate the extent to which you agree or disagree that you use the following tools to get general information on a daily basis.

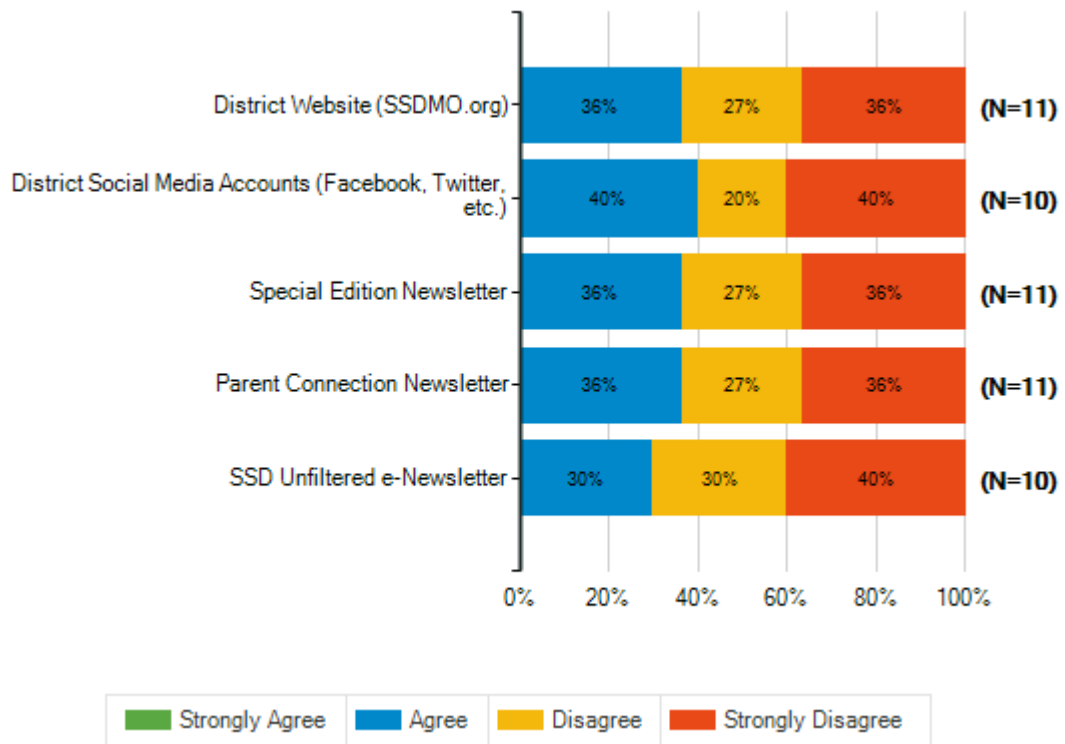
| | | Strongly Agree | Agree | Disagree | Strongly Disagree | Total Responses |
|-----|--|-----------------------|--------------|-----------------|--------------------------|------------------------|
| (a) | Local Newspaper | 1 9% | 3 27% | 4 36% | 3 27% | 11 |
| (b) | National Newspaper | 1 9% | 3 27% | 4 36% | 3 27% | 11 |
| (c) | Local Television News | 2 18% | 6 55% | 1 9% | 2 18% | 11 |
| (d) | National Television News | 1 9% | 4 36% | 4 36% | 2 18% | 11 |
| (e) | Local Radio | 2 18% | 5 45% | 2 18% | 2 18% | 11 |
| (f) | National Radio | 2 18% | 4 36% | 2 18% | 3 27% | 11 |
| (g) | Social Media (such as Facebook, Twitter, etc.) | 6 55% | 4 36% | 1 9% | 0 0% | 11 |
| (h) | Local News Websites | 2 18% | 6 55% | 2 18% | 1 9% | 11 |
| (i) | National News Websites | 2 18% | 5 45% | 3 27% | 1 9% | 11 |

Special School District of St. Louis County
 2018-19 Climate Survey Students – SSD Schools



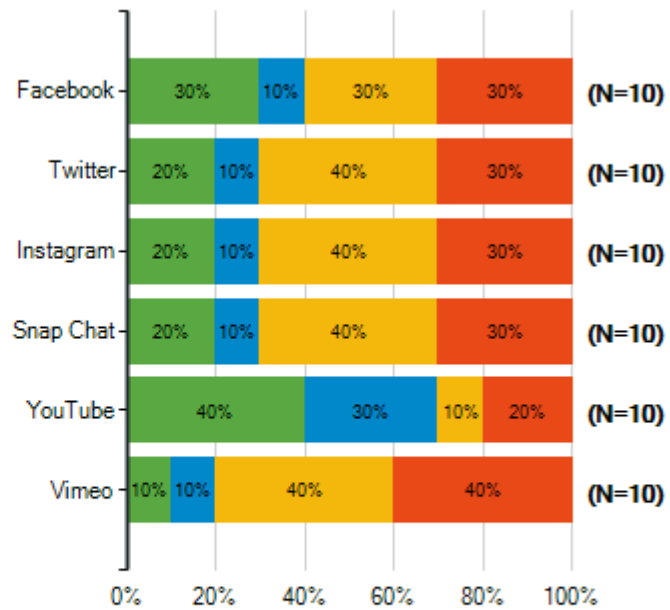
Q22. Please indicate the extent to which you agree or disagree that you use the following tools to get information about Special School District.

| | Strongly Agree | Agree | Disagree | Strongly Disagree | Total Responses |
|--|----------------|----------|----------|-------------------|-----------------|
| (a) District Website (SSDMO.org) | 0 0% | 4 36% | 3 27% | 4 36% | 11 |
| (b) District Social Media Accounts (Facebook, Twitter, etc.) | 0 0% | 4 40% | 2 20% | 4 40% | 10 |
| (c) Special Edition Newsletter | 0 0% | 4 36% | 3 27% | 4 36% | 11 |
| (d) Parent Connection Newsletter | 0 0% | 4 36% | 3 27% | 4 36% | 11 |
| (e) SSD Unfiltered e-Newsletter | 0 0% | 3 30% | 3 30% | 4 40% | 10 |



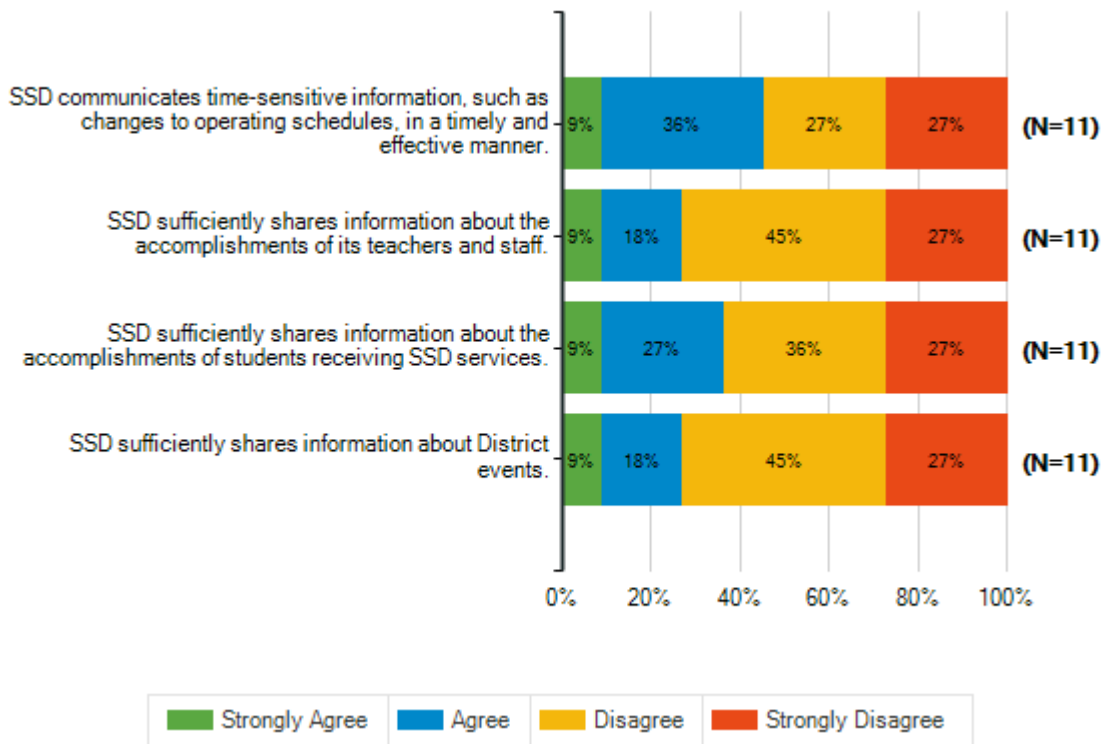
Q23. Please indicate the extent to which you agree or disagree that you would use the following social media channels to get information about Special School District.

| | Strongly Agree | Agree | Disagree | Strongly Disagree | Total Responses |
|---------------|----------------|----------|----------|-------------------|-----------------|
| (a) Facebook | 3 30% | 1 10% | 3 30% | 3 30% | 10 |
| (b) Twitter | 2 20% | 1 10% | 4 40% | 3 30% | 10 |
| (c) Instagram | 2 20% | 1 10% | 4 40% | 3 30% | 10 |
| (d) Snap Chat | 2 20% | 1 10% | 4 40% | 3 30% | 10 |
| (e) YouTube | 4 40% | 3 30% | 1 10% | 2 20% | 10 |
| (f) Vimeo | 1 10% | 1 10% | 4 40% | 4 40% | 10 |



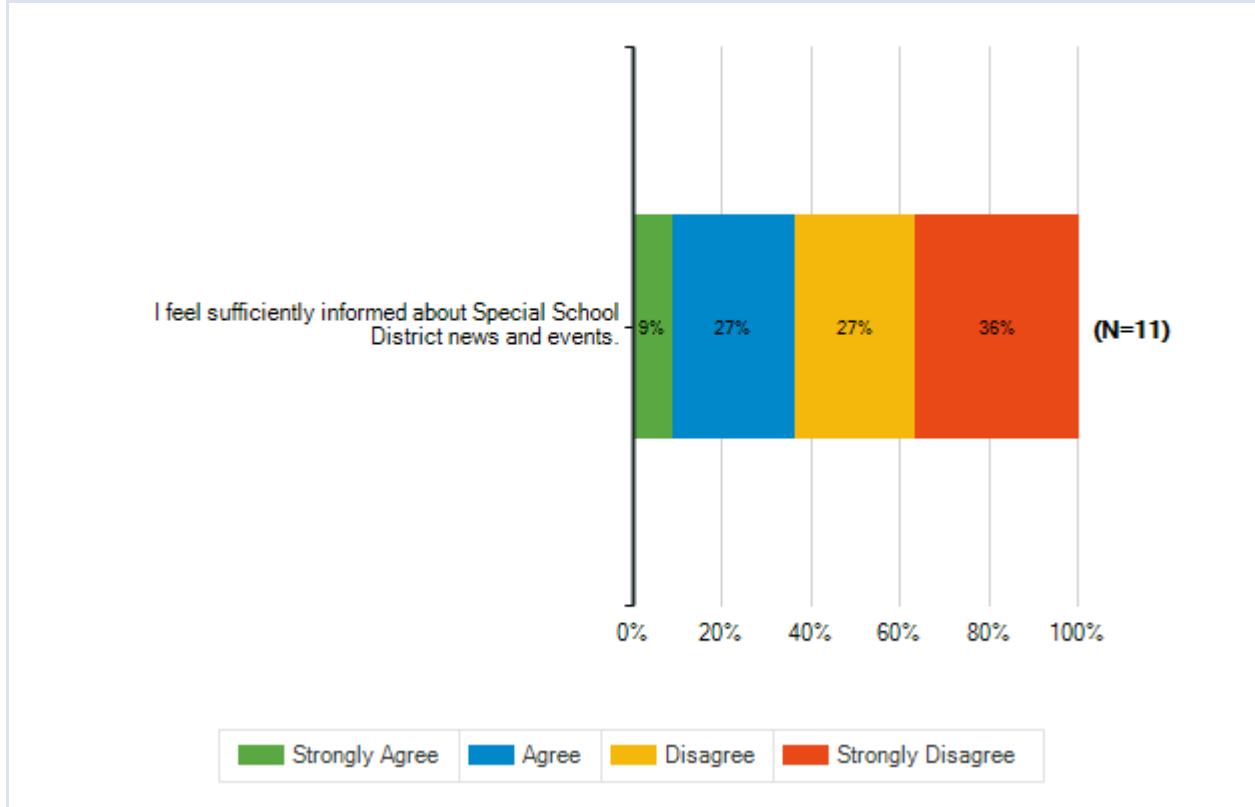
Q24. Please indicate the extent to which you agree or disagree with each of the following statements.

| | | Strongly Agree | Agree | Disagree | Strongly Disagree | Total Responses |
|-----|--|-----------------------|--------------|-----------------|--------------------------|------------------------|
| (a) | SSD communicates time-sensitive information, such as changes to operating schedules, in a timely and effective manner. | 1 9% | 4 36% | 3 27% | 3 27% | 11 |
| (b) | SSD sufficiently shares information about the accomplishments of its teachers and staff. | 1 9% | 2 18% | 5 45% | 3 27% | 11 |
| (c) | SSD sufficiently shares information about the accomplishments of students receiving SSD services. | 1 9% | 3 27% | 4 36% | 3 27% | 11 |
| (d) | SSD sufficiently shares information about District events. | 1 9% | 2 18% | 5 45% | 3 27% | 11 |



Q25. Please indicate the extent to which you agree or disagree with the following statement.

| | | Strongly Agree | Agree | Disagree | Strongly Disagree | Total Responses |
|-----|---|-----------------------|--------------|-----------------|--------------------------|------------------------|
| (a) | I feel sufficiently informed about Special School District news and events. | 1 | 3 | 3 | 4 | 11 |
| | | 9% | 27% | 27% | 36% | |



Q27. Students receive grades of A, B, C, D, or F to report how well they are doing. An A is outstanding, C is average, and F is failing. What grade would you give your school?

| Responses | Count | % |
|------------------------|-----------|-----|
| A | 2 | 18% |
| B | 4 | 36% |
| C | 1 | 9% |
| D | 2 | 18% |
| F | 2 | 18% |
| Total Responses | 11 | |

