

2018-19 Climate Survey

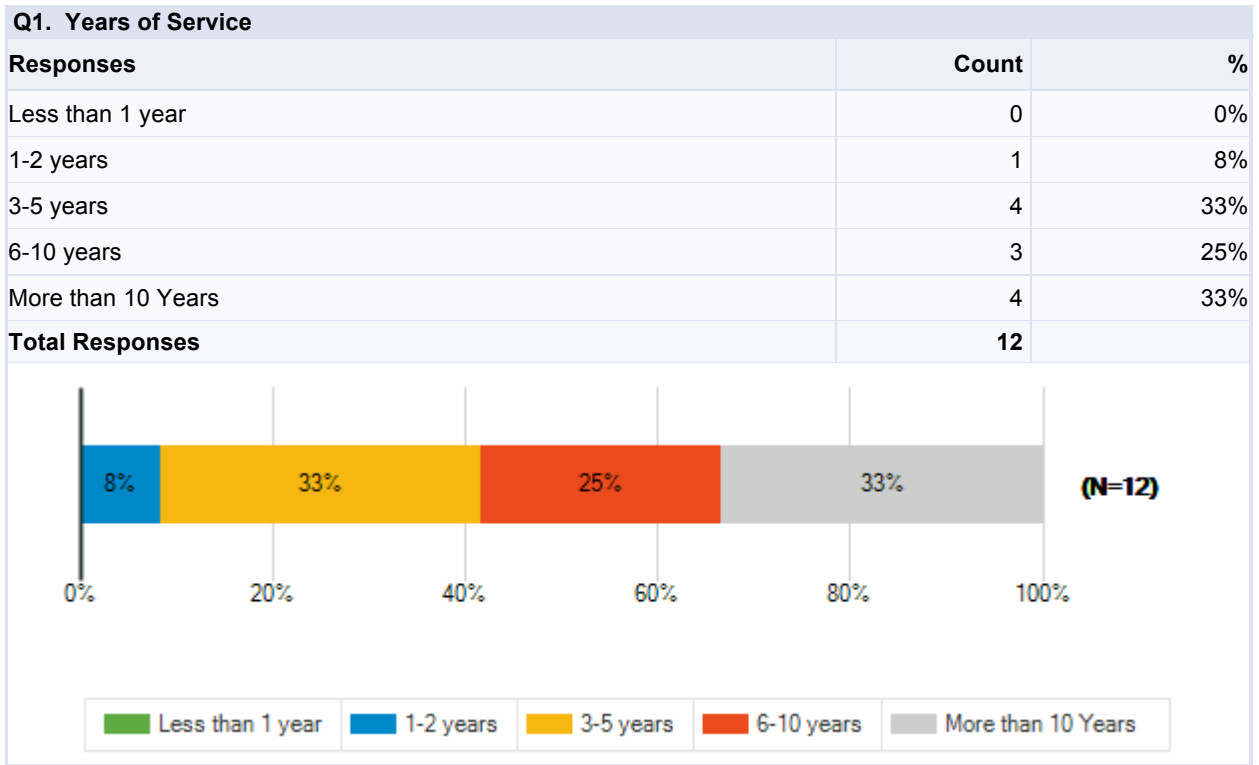
SSD Teachers – Partner Districts

Survey Results

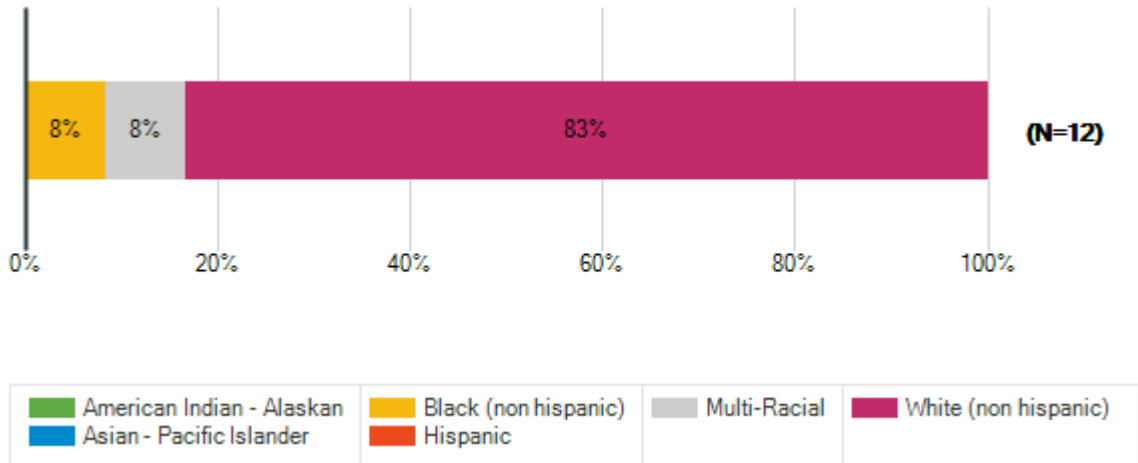
Brentwood School District

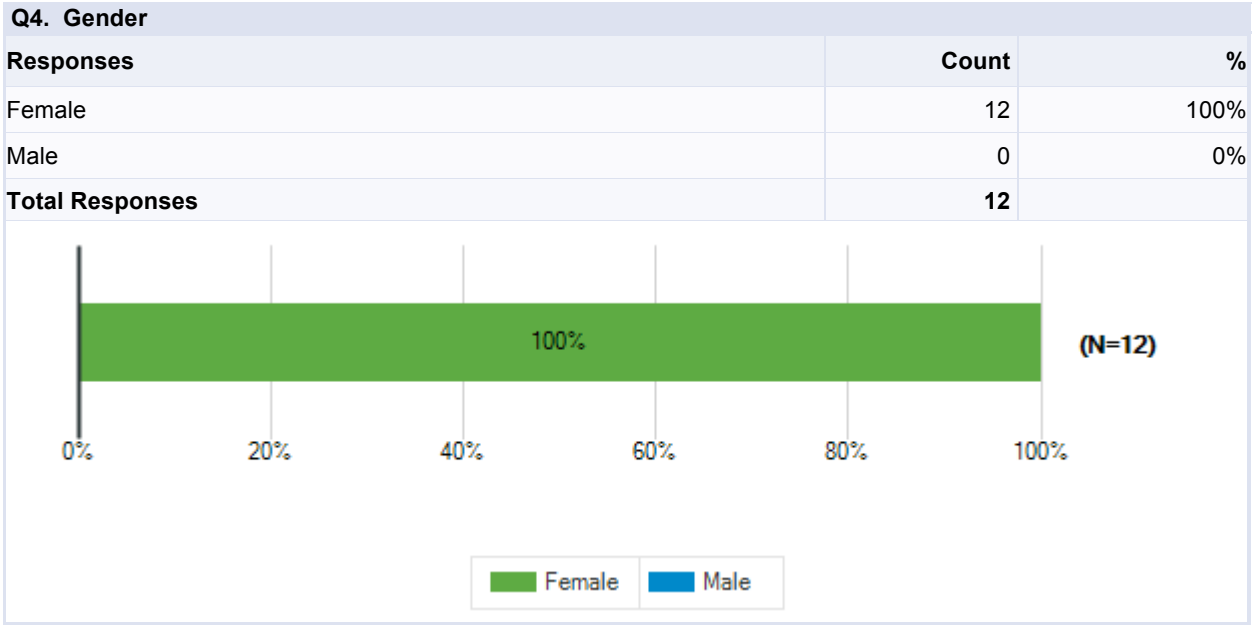
Special School District of St. Louis County
February 19 - March 15, 2019





Q3. Race/Ethnicity		
Responses	Count	%
American Indian - Alaskan	0	0%
Asian - Pacific Islander	0	0%
Black (non hispanic)	1	8%
Hispanic	0	0%
Multi-Racial	1	8%
White (non hispanic)	10	83%
Total Responses	12	

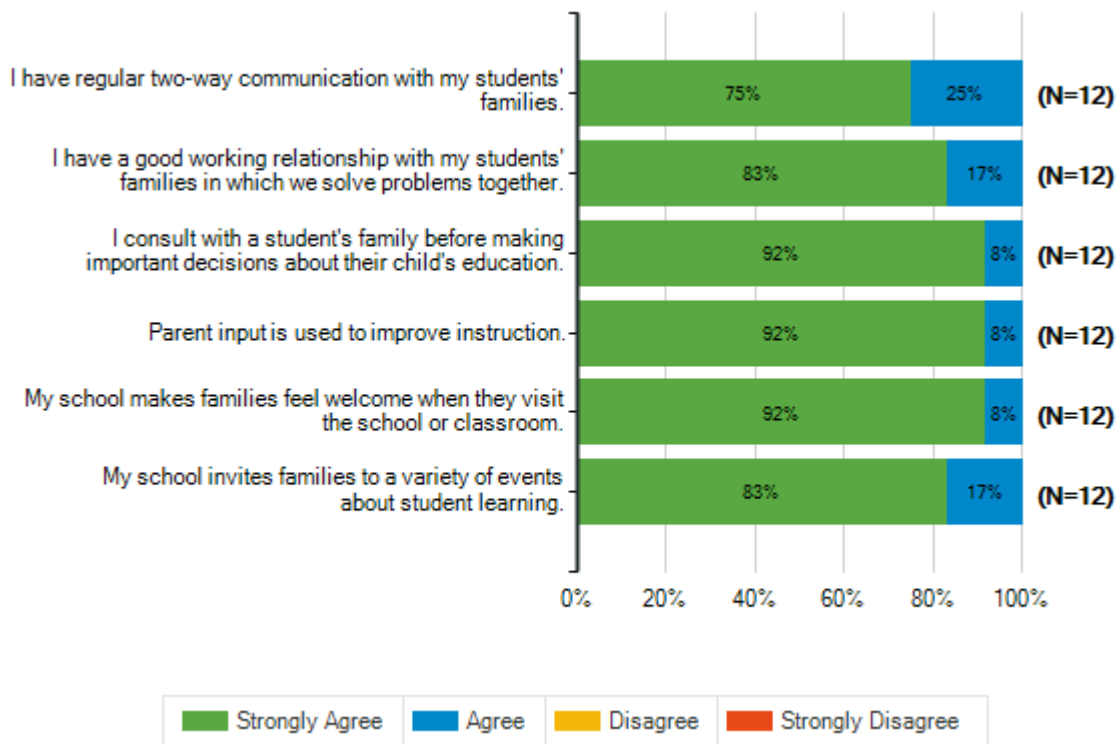




Parent and Family Engagement

Q5. How strongly do you agree or disagree with the following statements?

		Strongly Agree	Agree	Disagree	Strongly Disagree	Total Responses
(a)	I have regular two-way communication with my students' families.	9 75%	3 25%	0 0%	0 0%	12
(b)	I have a good working relationship with my students' families in which we solve problems together.	10 83%	2 17%	0 0%	0 0%	12
(c)	I consult with a student's family before making important decisions about their child's education.	11 92%	1 8%	0 0%	0 0%	12
(d)	Parent input is used to improve instruction.	11 92%	1 8%	0 0%	0 0%	12
(e)	My school makes families feel welcome when they visit the school or classroom.	11 92%	1 8%	0 0%	0 0%	12
(f)	My school invites families to a variety of events about student learning.	10 83%	2 17%	0 0%	0 0%	12

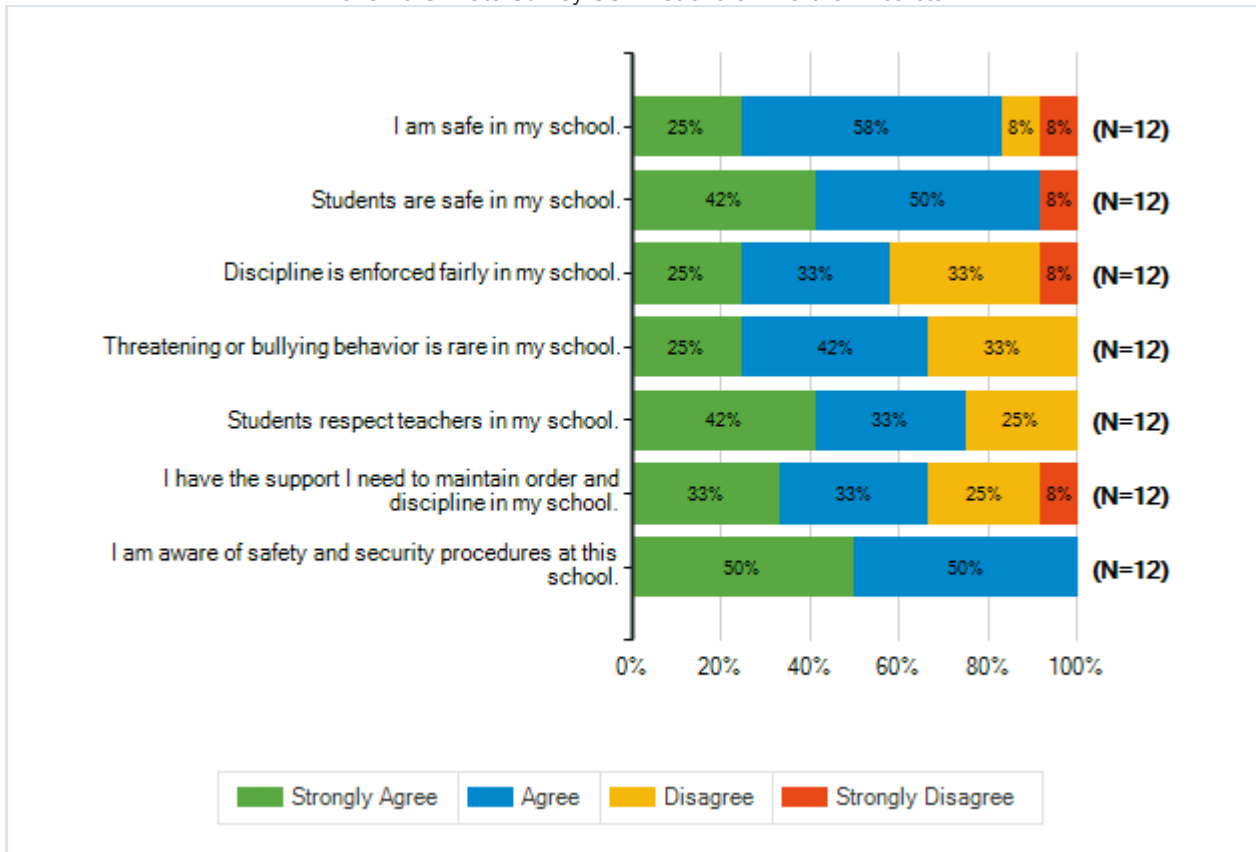


Safety and Behavior

Q6. How strongly do you agree or disagree with the following statements?

	Strongly Agree	Agree	Disagree	Strongly Disagree	Total Responses
(a) I am safe in my school.	3 25%	7 58%	1 8%	1 8%	12
(b) Students are safe in my school.	5 42%	6 50%	0 0%	1 8%	12
(c) Discipline is enforced fairly in my school.	3 25%	4 33%	4 33%	1 8%	12
(d) Threatening or bullying behavior is rare in my school.	3 25%	5 42%	4 33%	0 0%	12
(e) Students respect teachers in my school.	5 42%	4 33%	3 25%	0 0%	12
(f) I have the support I need to maintain order and discipline in my school.	4 33%	4 33%	3 25%	1 8%	12
(g) I am aware of safety and security procedures at this school.	6 50%	6 50%	0 0%	0 0%	12

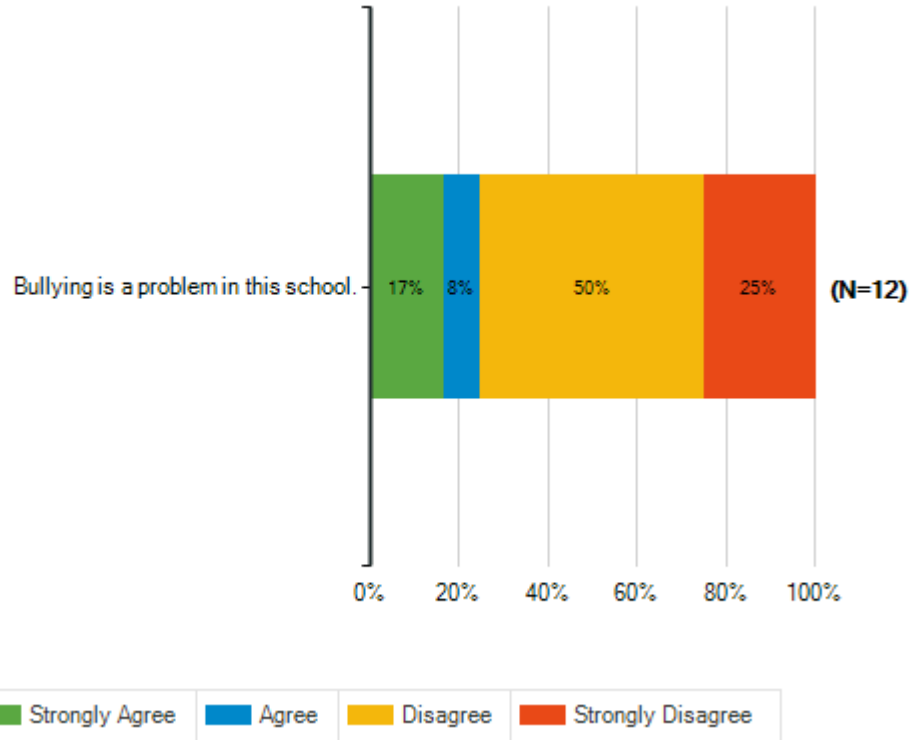
Special School District of St. Louis County
 2018-19 Climate Survey SSD Teachers – Partner Districts



Safety and Behavior

Q7. How strongly do you agree or disagree with the following statement?

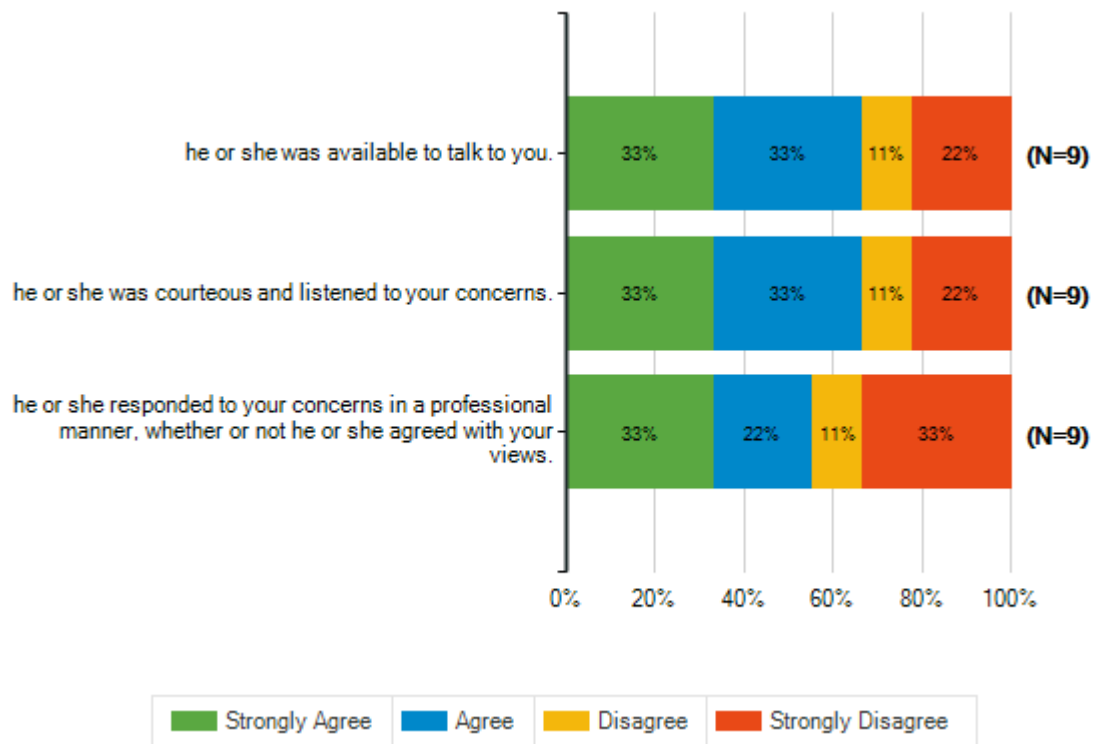
	Strongly Agree	Agree	Disagree	Strongly Disagree	Total Responses
(a) Bullying is a problem in this school.	2 17%	1 8%	6 50%	3 25%	12



How strongly do you agree or disagree with the following statements?

Q13. When you have had an issue or a concern to discuss with an SSD director, assistant superintendent, or cabinet member ...

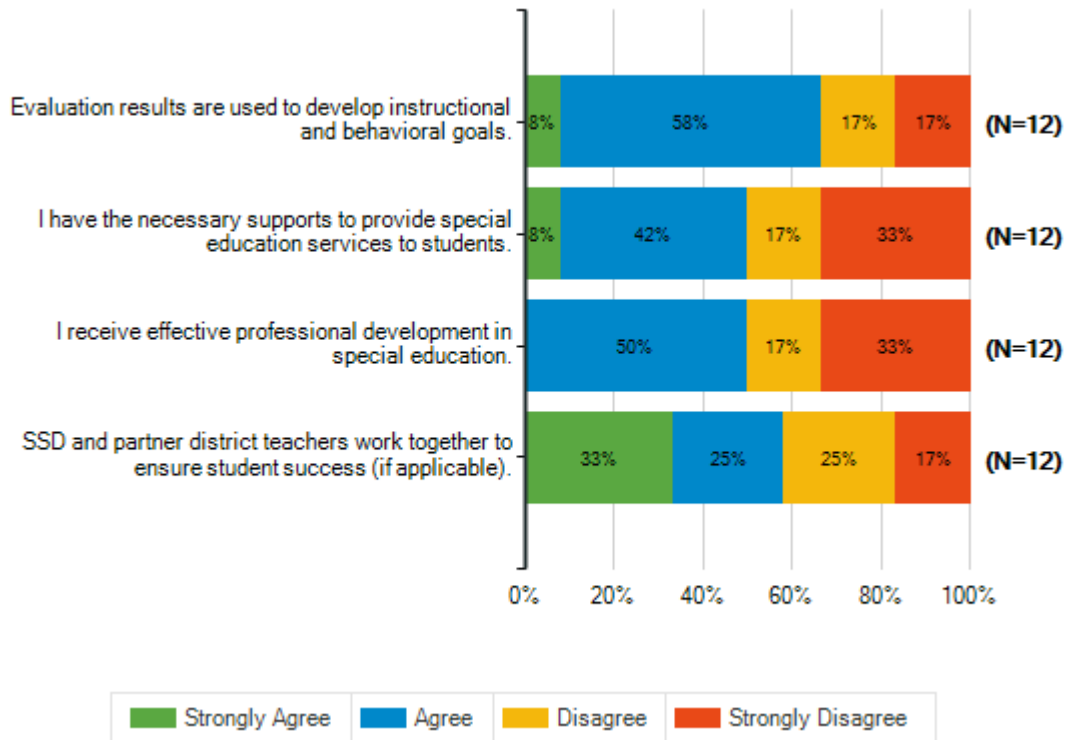
	Strongly Agree	Agree	Disagree	Strongly Disagree	Total Responses
(a) he or she was available to talk to you.	3 33%	3 33%	1 11%	2 22%	9
(b) he or she was courteous and listened to your concerns.	3 33%	3 33%	1 11%	2 22%	9
(c) he or she responded to your concerns in a professional manner, whether or not he or she agreed with your views.	3 33%	2 22%	1 11%	3 33%	9



Special Education Services

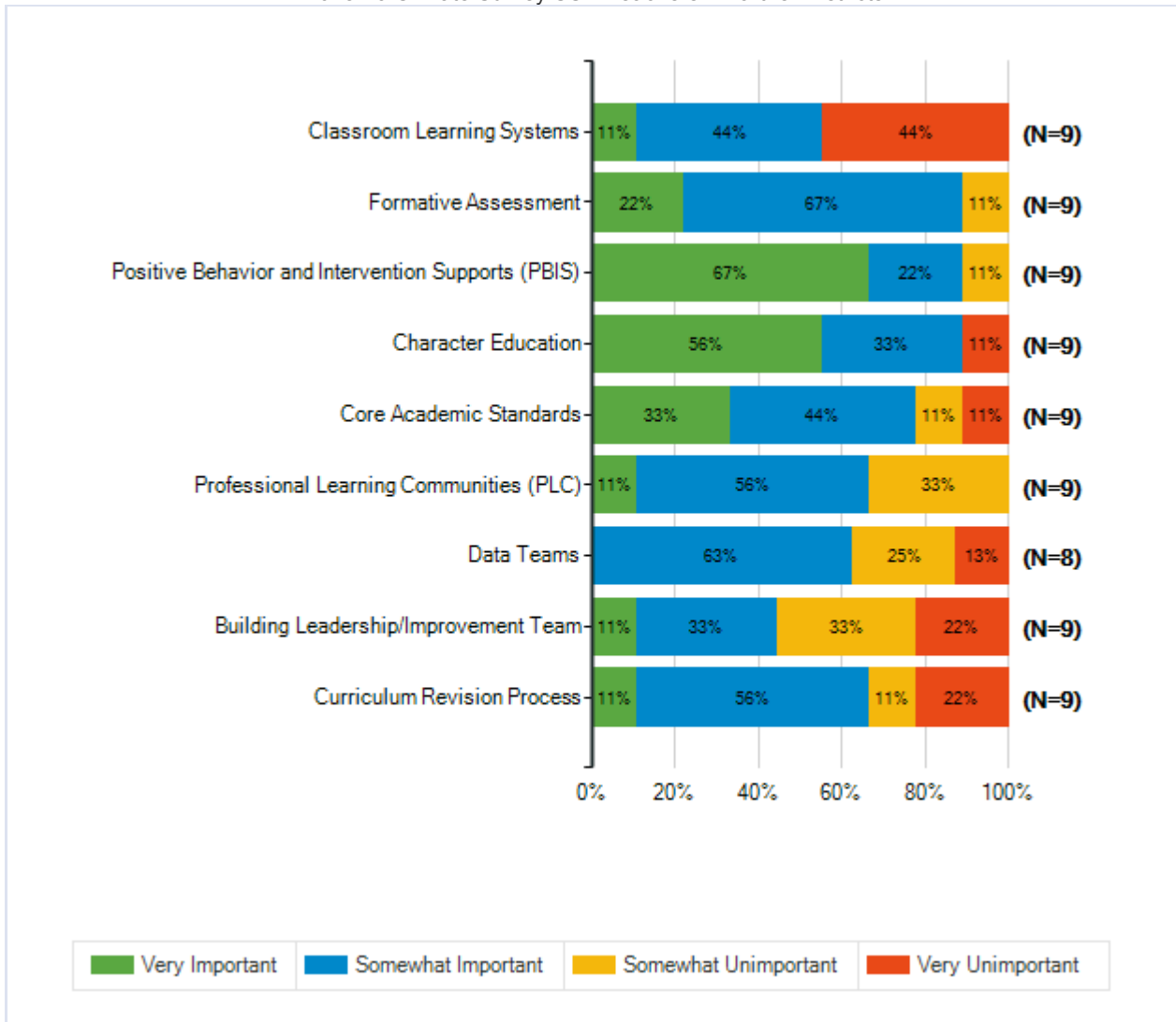
Q14. How strongly do you agree or disagree with the following statements?

		Strongly Agree	Agree	Disagree	Strongly Disagree	Total Responses
(a)	Evaluation results are used to develop instructional and behavioral goals.	1 8%	7 58%	2 17%	2 17%	12
(b)	I have the necessary supports to provide special education services to students.	1 8%	5 42%	2 17%	4 33%	12
(c)	I receive effective professional development in special education.	0 0%	6 50%	2 17%	4 33%	12
(d)	SSD and partner district teachers work together to ensure student success (if applicable).	4 33%	3 25%	3 25%	2 17%	12



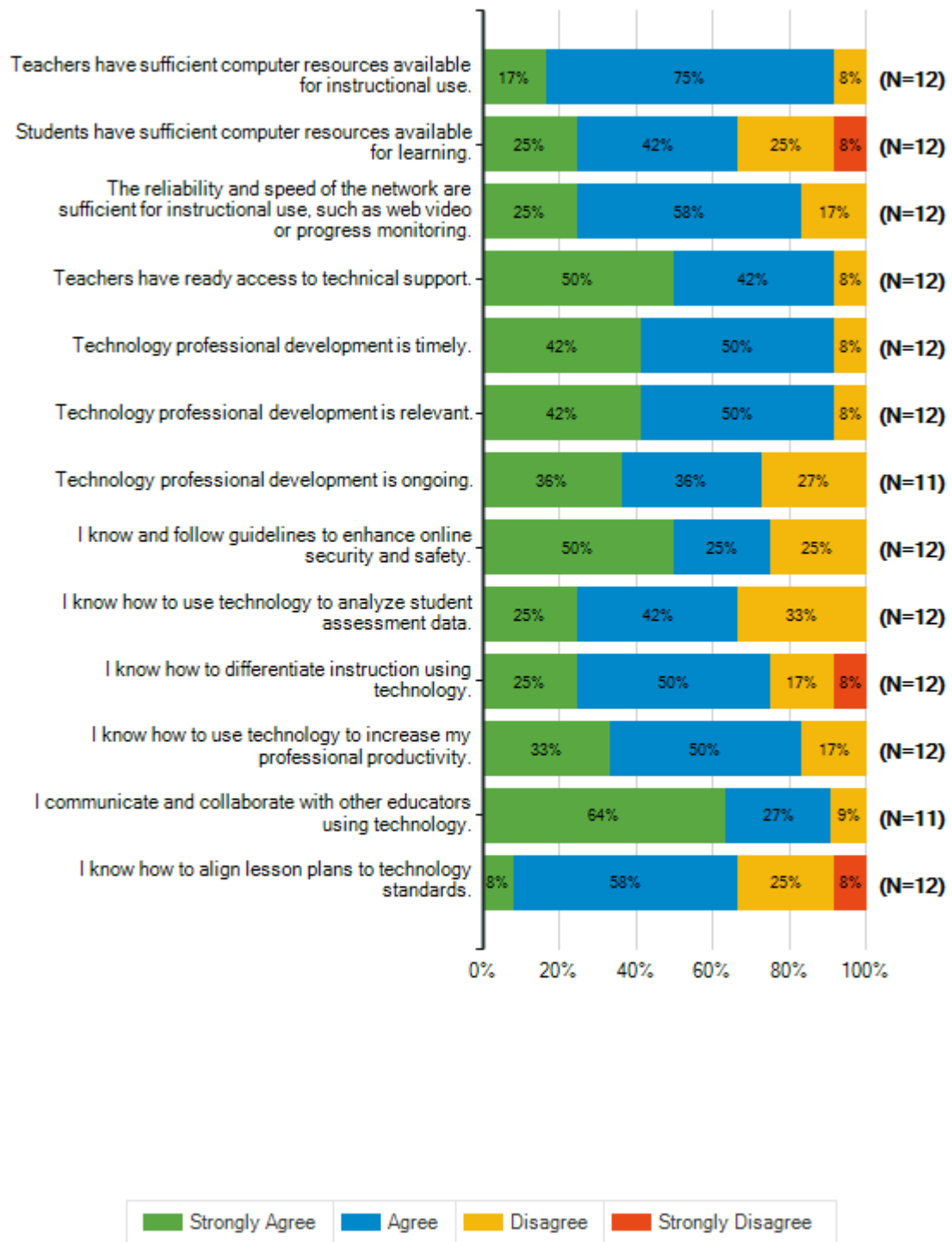
Additional Educational Programs						
Q15. Please rate how important each of the following is to education.(Not applicable responses have been excluded from calculations)						
		Very Important	Somewhat Important	Somewhat Unimportant	Very Unimportant	Total Responses
(a)	Classroom Learning Systems	1 11%	4 44%	0 0%	4 44%	9
(b)	Formative Assessment	2 22%	6 67%	1 11%	0 0%	9
(c)	Positive Behavior and Intervention Supports (PBIS)	6 67%	2 22%	1 11%	0 0%	9
(d)	Character Education	5 56%	3 33%	0 0%	1 11%	9
(e)	Core Academic Standards	3 33%	4 44%	1 11%	1 11%	9
(f)	Professional Learning Communities (PLC)	1 11%	5 56%	3 33%	0 0%	9
(g)	Data Teams	0 0%	5 63%	2 25%	1 13%	8
(h)	Building Leadership/Improvement Team	1 11%	3 33%	3 33%	2 22%	9
(i)	Curriculum Revision Process	1 11%	5 56%	1 11%	2 22%	9

Special School District of St. Louis County
2018-19 Climate Survey SSD Teachers – Partner Districts



Technology						
Q16. How strongly do you agree or disagree with the following statements?						
		Strongly Agree	Agree	Disagree	Strongly Disagree	Total Responses
(a)	Teachers have sufficient computer resources available for instructional use.	2 17%	9 75%	1 8%	0 0%	12
(b)	Students have sufficient computer resources available for learning.	3 25%	5 42%	3 25%	1 8%	12
(c)	The reliability and speed of the network are sufficient for instructional use, such as web video or progress monitoring.	3 25%	7 58%	2 17%	0 0%	12
(d)	Teachers have ready access to technical support.	6 50%	5 42%	1 8%	0 0%	12
(e)	Technology professional development is timely.	5 42%	6 50%	1 8%	0 0%	12
(f)	Technology professional development is relevant.	5 42%	6 50%	1 8%	0 0%	12
(g)	Technology professional development is ongoing.	4 36%	4 36%	3 27%	0 0%	11
(h)	I know and follow guidelines to enhance online security and safety.	6 50%	3 25%	3 25%	0 0%	12
(i)	I know how to use technology to analyze student assessment data.	3 25%	5 42%	4 33%	0 0%	12
(j)	I know how to differentiate instruction using technology.	3 25%	6 50%	2 17%	1 8%	12
(k)	I know how to use technology to increase my professional productivity.	4 33%	6 50%	2 17%	0 0%	12
(l)	I communicate and collaborate with other educators using technology.	7 64%	3 27%	1 9%	0 0%	11
(m)	I know how to align lesson plans to technology standards.	1 8%	7 58%	3 25%	1 8%	12

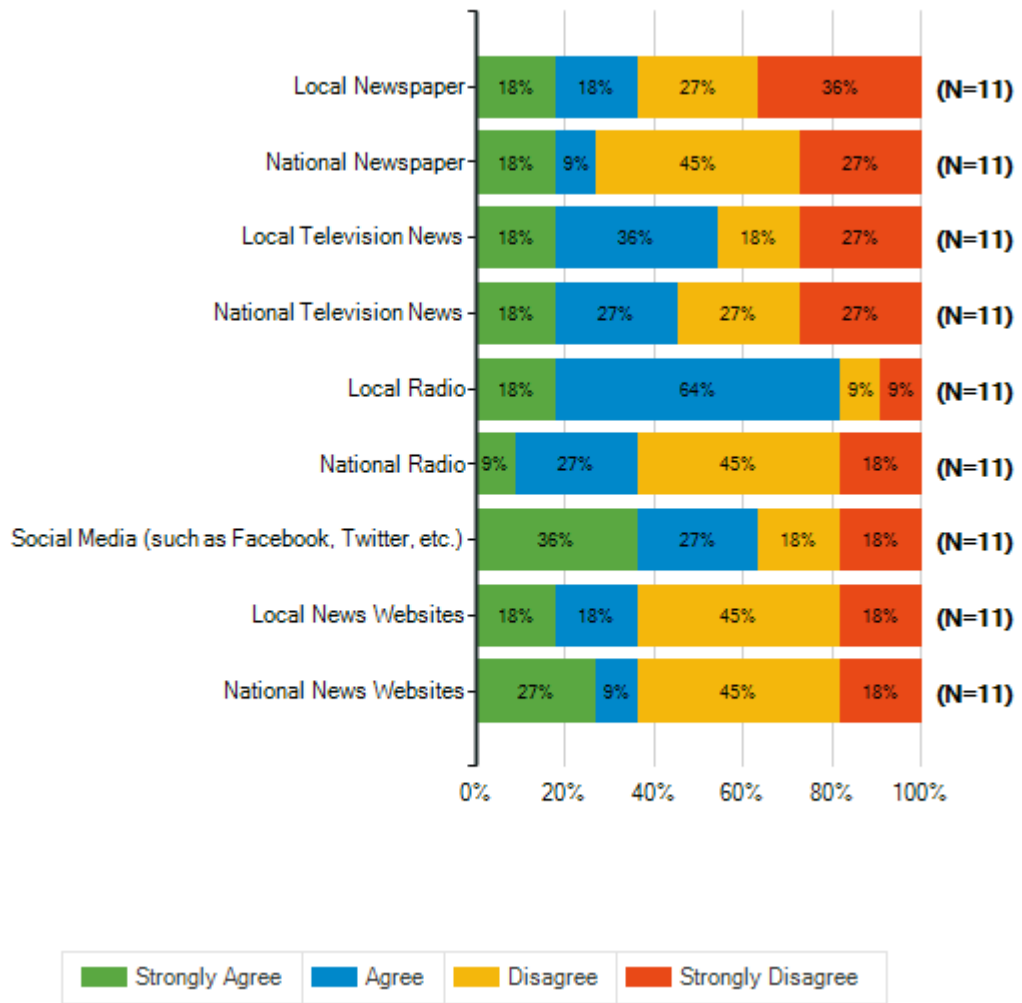
Special School District of St. Louis County
2018-19 Climate Survey SSD Teachers – Partner Districts



Q17. Please indicate the extent to which you agree or disagree that you use the following tools to get general information on a daily basis.

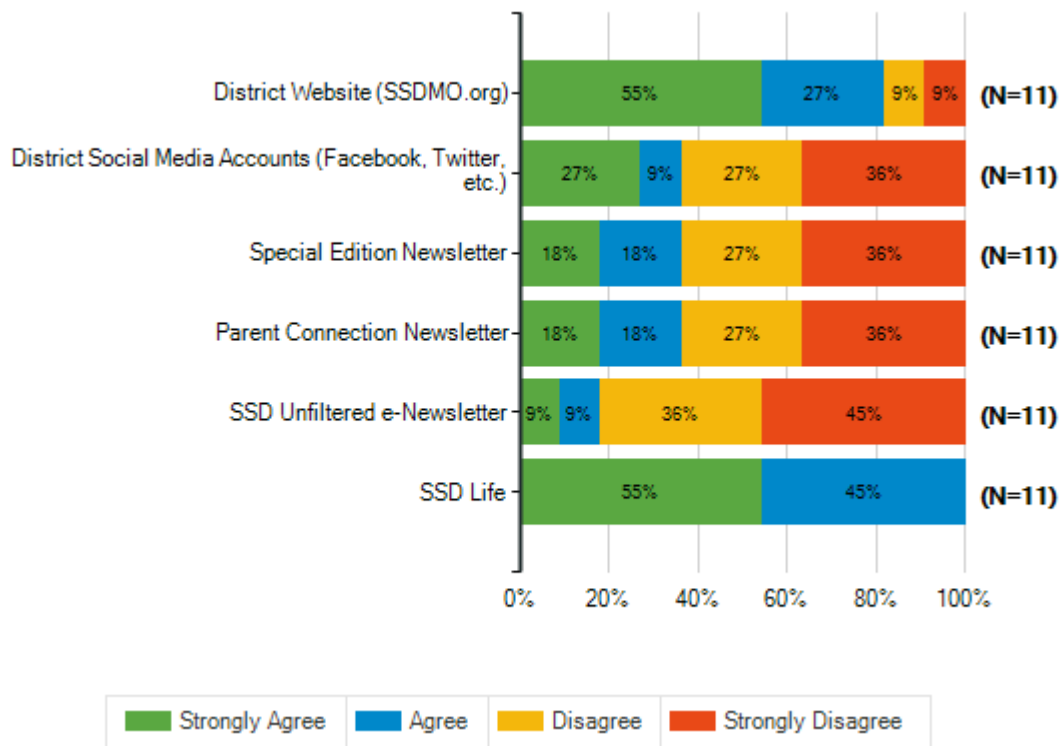
		Strongly Agree	Agree	Disagree	Strongly Disagree	Total Responses
(a)	Local Newspaper	2 18%	2 18%	3 27%	4 36%	11
(b)	National Newspaper	2 18%	1 9%	5 45%	3 27%	11
(c)	Local Television News	2 18%	4 36%	2 18%	3 27%	11
(d)	National Television News	2 18%	3 27%	3 27%	3 27%	11
(e)	Local Radio	2 18%	7 64%	1 9%	1 9%	11
(f)	National Radio	1 9%	3 27%	5 45%	2 18%	11
(g)	Social Media (such as Facebook, Twitter, etc.)	4 36%	3 27%	2 18%	2 18%	11
(h)	Local News Websites	2 18%	2 18%	5 45%	2 18%	11
(i)	National News Websites	3 27%	1 9%	5 45%	2 18%	11

Special School District of St. Louis County
 2018-19 Climate Survey SSD Teachers – Partner Districts



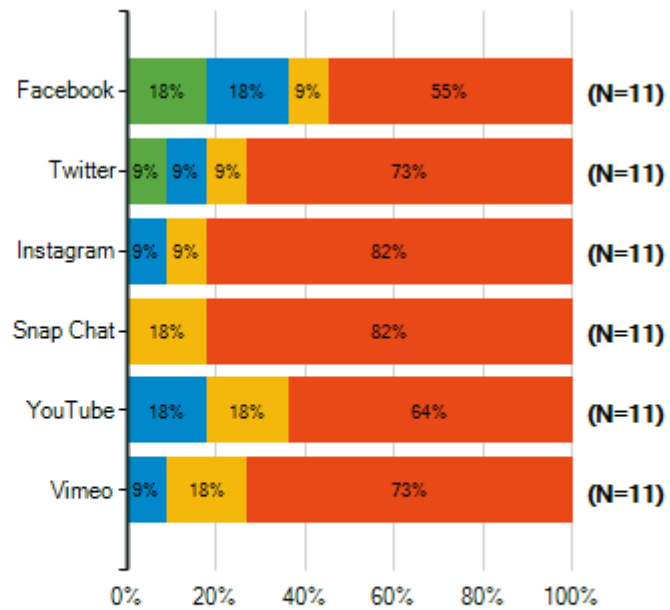
Q18. Please indicate the extent to which you agree or disagree that you use the following tools to get information about Special School District.

	Strongly Agree	Agree	Disagree	Strongly Disagree	Total Responses
(a) District Website (SSDMO.org)	6 55%	3 27%	1 9%	1 9%	11
(b) District Social Media Accounts (Facebook, Twitter, etc.)	3 27%	1 9%	3 27%	4 36%	11
(c) Special Edition Newsletter	2 18%	2 18%	3 27%	4 36%	11
(d) Parent Connection Newsletter	2 18%	2 18%	3 27%	4 36%	11
(e) SSD Unfiltered e-Newsletter	1 9%	1 9%	4 36%	5 45%	11
(f) SSD Life	6 55%	5 45%	0 0%	0 0%	11



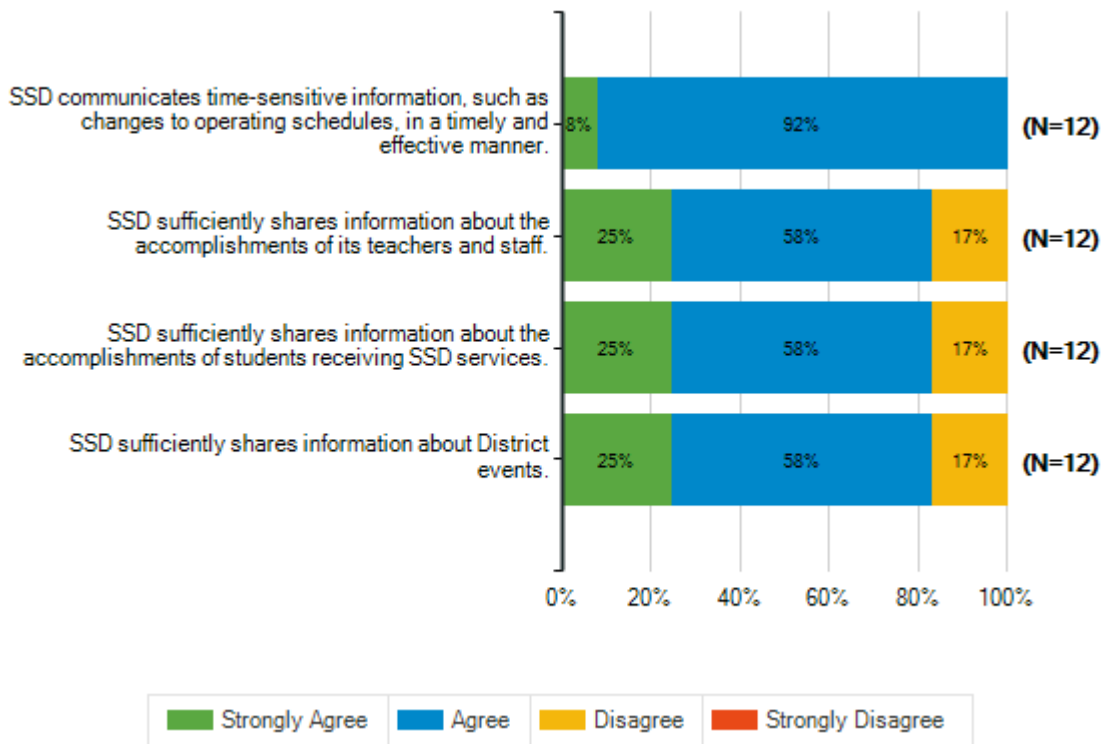
Q19. Please indicate the extent to which you agree or disagree that you would use the following social media channels to get information about Special School District.

	Strongly Agree	Agree	Disagree	Strongly Disagree	Total Responses
(a) Facebook	2 18%	2 18%	1 9%	6 55%	11
(b) Twitter	1 9%	1 9%	1 9%	8 73%	11
(c) Instagram	0 0%	1 9%	1 9%	9 82%	11
(d) Snap Chat	0 0%	0 0%	2 18%	9 82%	11
(e) YouTube	0 0%	2 18%	2 18%	7 64%	11
(f) Vimeo	0 0%	1 9%	2 18%	8 73%	11



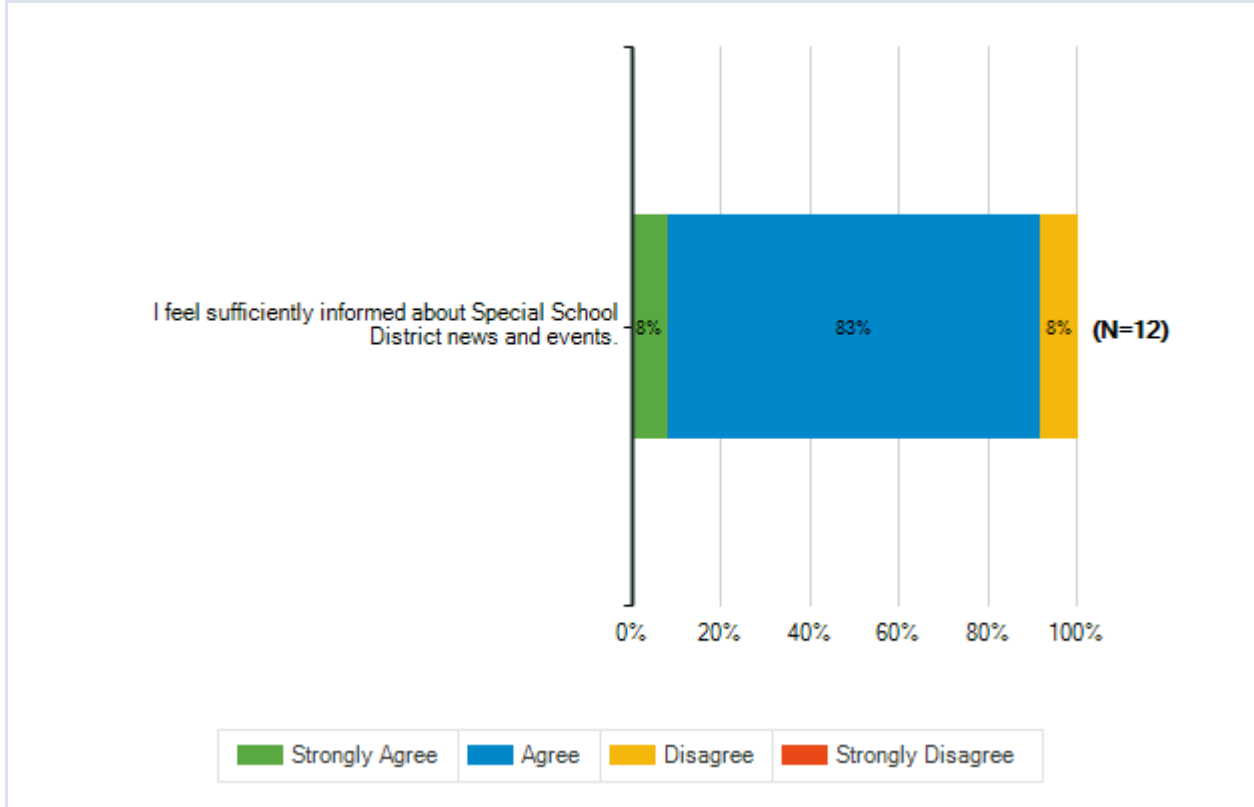
Q20. Please indicate the extent to which you agree or disagree with each of the following statements.

		Strongly Agree	Agree	Disagree	Strongly Disagree	Total Responses
(a)	SSD communicates time-sensitive information, such as changes to operating schedules, in a timely and effective manner.	1 8%	11 92%	0 0%	0 0%	12
(b)	SSD sufficiently shares information about the accomplishments of its teachers and staff.	3 25%	7 58%	2 17%	0 0%	12
(c)	SSD sufficiently shares information about the accomplishments of students receiving SSD services.	3 25%	7 58%	2 17%	0 0%	12
(d)	SSD sufficiently shares information about District events.	3 25%	7 58%	2 17%	0 0%	12



Q21. Please indicate the extent to which you agree or disagree with the following statement.

		Strongly Agree	Agree	Disagree	Strongly Disagree	Total Responses
(a)	I feel sufficiently informed about Special School District news and events.	1	10	1	0	12
		8%	83%	8%	0%	



Q23. What grade would you give SSD for how well it is meeting the needs of its students?

Responses	Count	%
A	2	17%
B	4	33%
C	5	42%
D	0	0%
F	1	8%
Total Responses	12	

