

2018-19 Climate Survey

SSD Teachers – Partner Districts

Survey Results

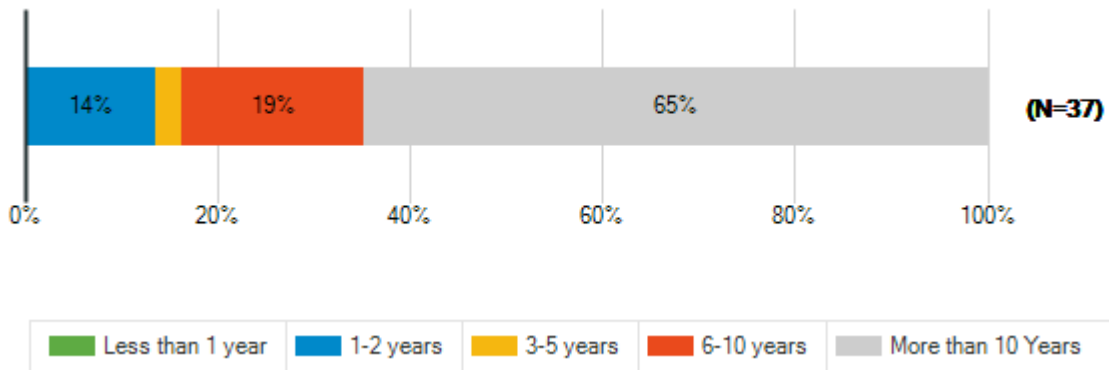
Pattonville School District

Special School District of St. Louis County
February 19 - March 15, 2019

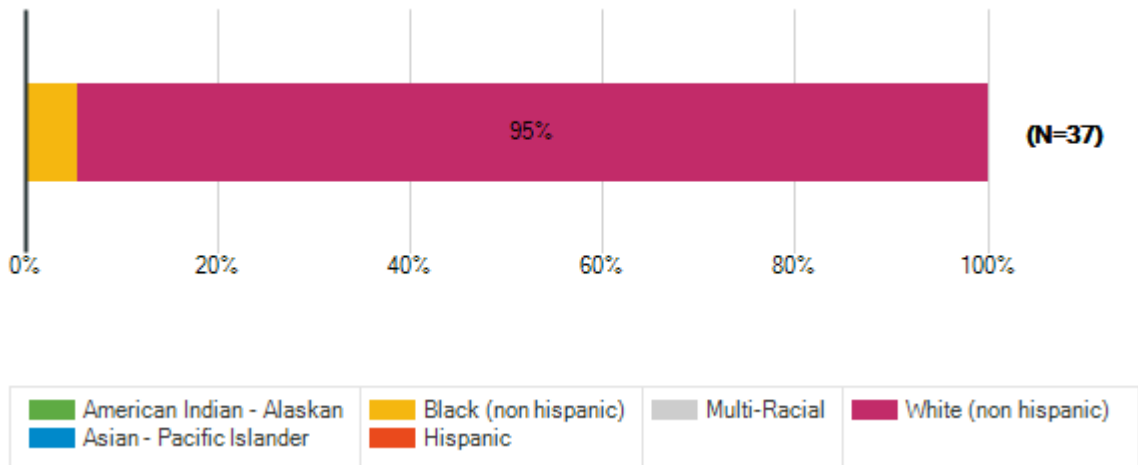


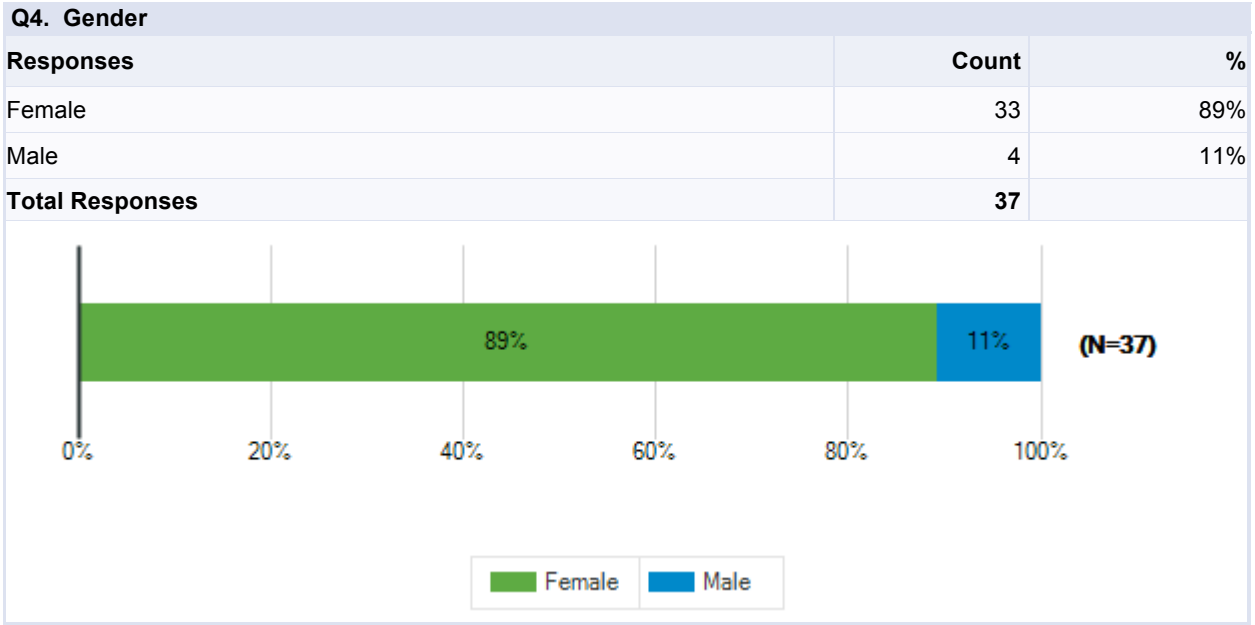
Q1. Years of Service

Responses	Count	%
Less than 1 year	0	0%
1-2 years	5	14%
3-5 years	1	3%
6-10 years	7	19%
More than 10 Years	24	65%
Total Responses	37	



Q3. Race/Ethnicity		
Responses	Count	%
American Indian - Alaskan	0	0%
Asian - Pacific Islander	0	0%
Black (non hispanic)	2	5%
Hispanic	0	0%
Multi-Racial	0	0%
White (non hispanic)	35	95%
Total Responses	37	

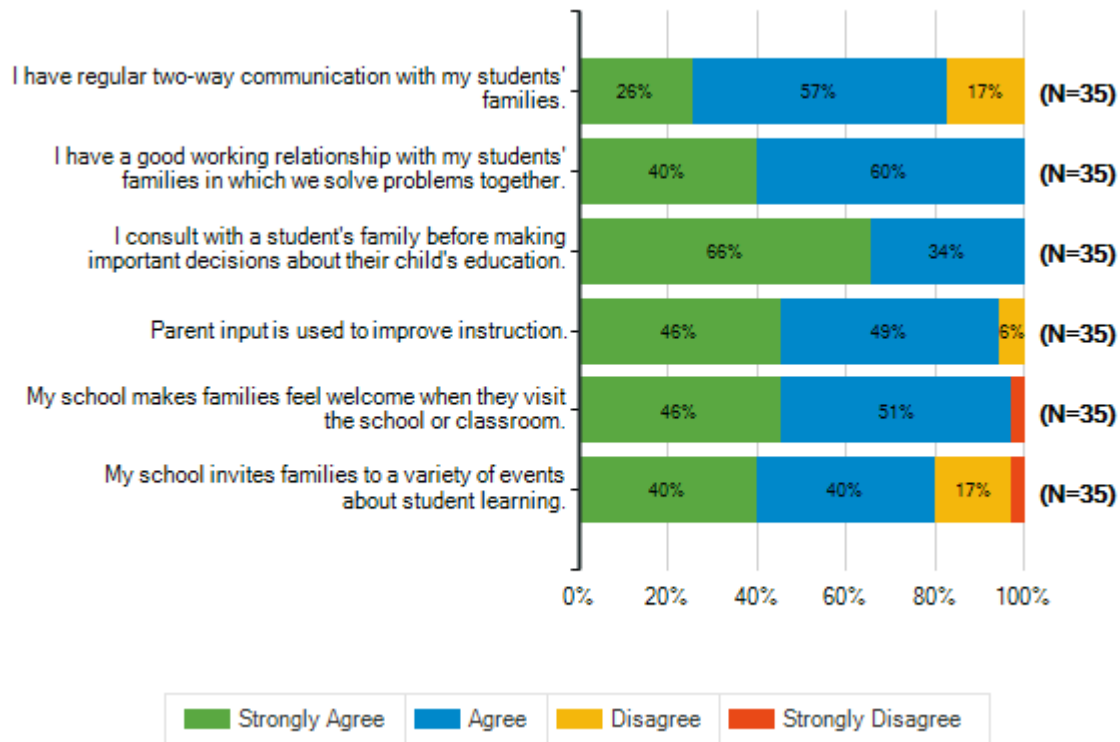




Parent and Family Engagement

Q5. How strongly do you agree or disagree with the following statements?

		Strongly Agree	Agree	Disagree	Strongly Disagree	Total Responses
(a)	I have regular two-way communication with my students' families.	9 26%	20 57%	6 17%	0 0%	35
(b)	I have a good working relationship with my students' families in which we solve problems together.	14 40%	21 60%	0 0%	0 0%	35
(c)	I consult with a student's family before making important decisions about their child's education.	23 66%	12 34%	0 0%	0 0%	35
(d)	Parent input is used to improve instruction.	16 46%	17 49%	2 6%	0 0%	35
(e)	My school makes families feel welcome when they visit the school or classroom.	16 46%	18 51%	0 0%	1 3%	35
(f)	My school invites families to a variety of events about student learning.	14 40%	14 40%	6 17%	1 3%	35

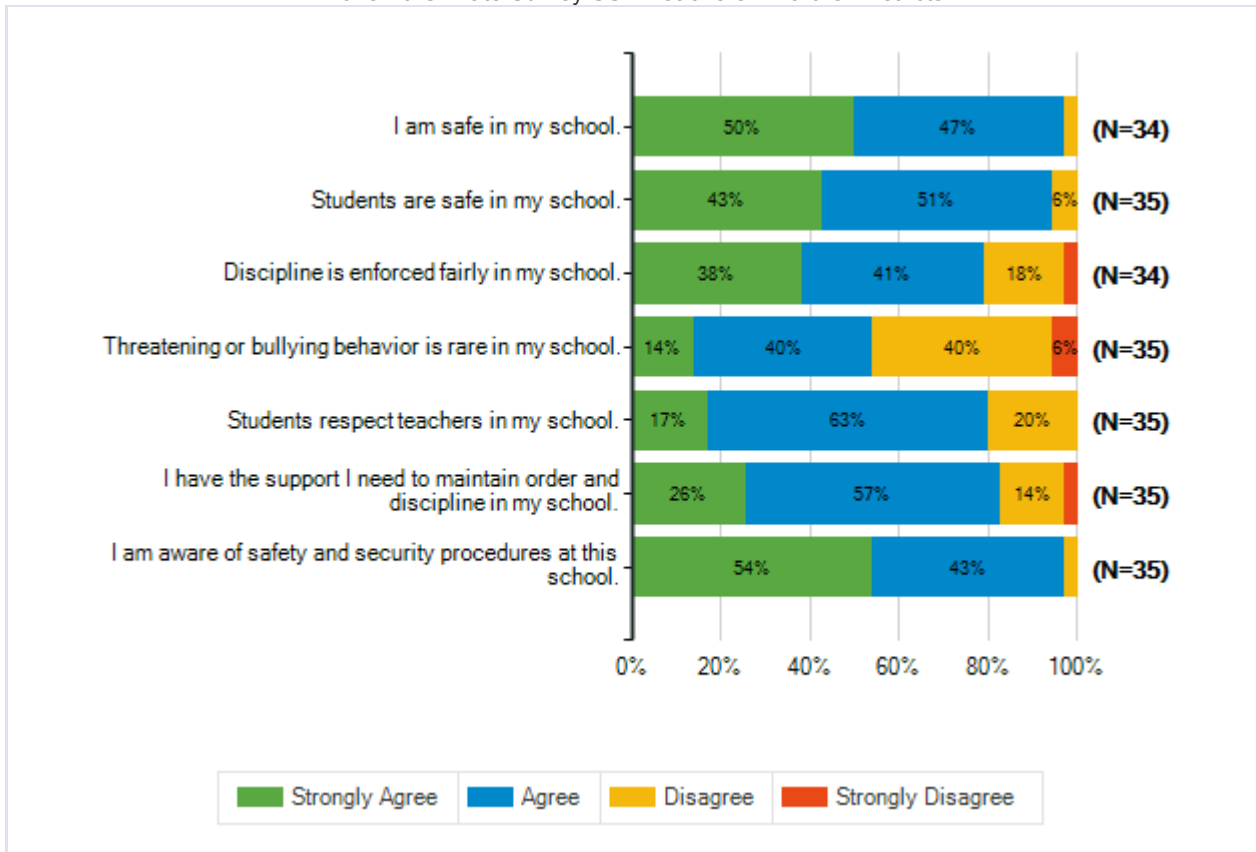


Safety and Behavior

Q6. How strongly do you agree or disagree with the following statements?

	Strongly Agree	Agree	Disagree	Strongly Disagree	Total Responses
(a) I am safe in my school.	17 50%	16 47%	1 3%	0 0%	34
(b) Students are safe in my school.	15 43%	18 51%	2 6%	0 0%	35
(c) Discipline is enforced fairly in my school.	13 38%	14 41%	6 18%	1 3%	34
(d) Threatening or bullying behavior is rare in my school.	5 14%	14 40%	14 40%	2 6%	35
(e) Students respect teachers in my school.	6 17%	22 63%	7 20%	0 0%	35
(f) I have the support I need to maintain order and discipline in my school.	9 26%	20 57%	5 14%	1 3%	35
(g) I am aware of safety and security procedures at this school.	19 54%	15 43%	1 3%	0 0%	35

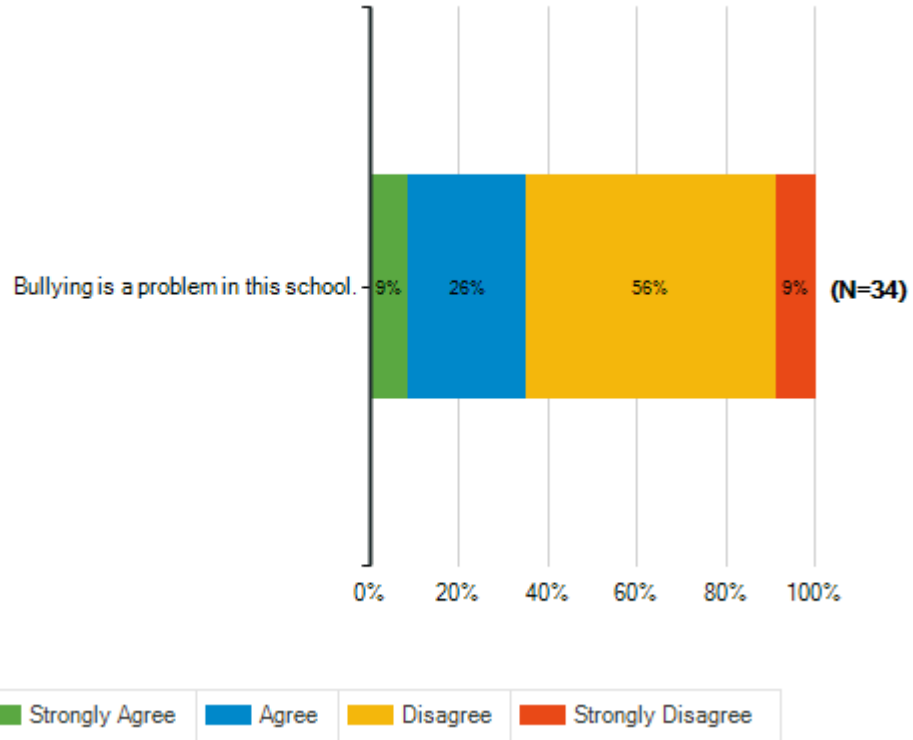
Special School District of St. Louis County
 2018-19 Climate Survey SSD Teachers – Partner Districts



Safety and Behavior

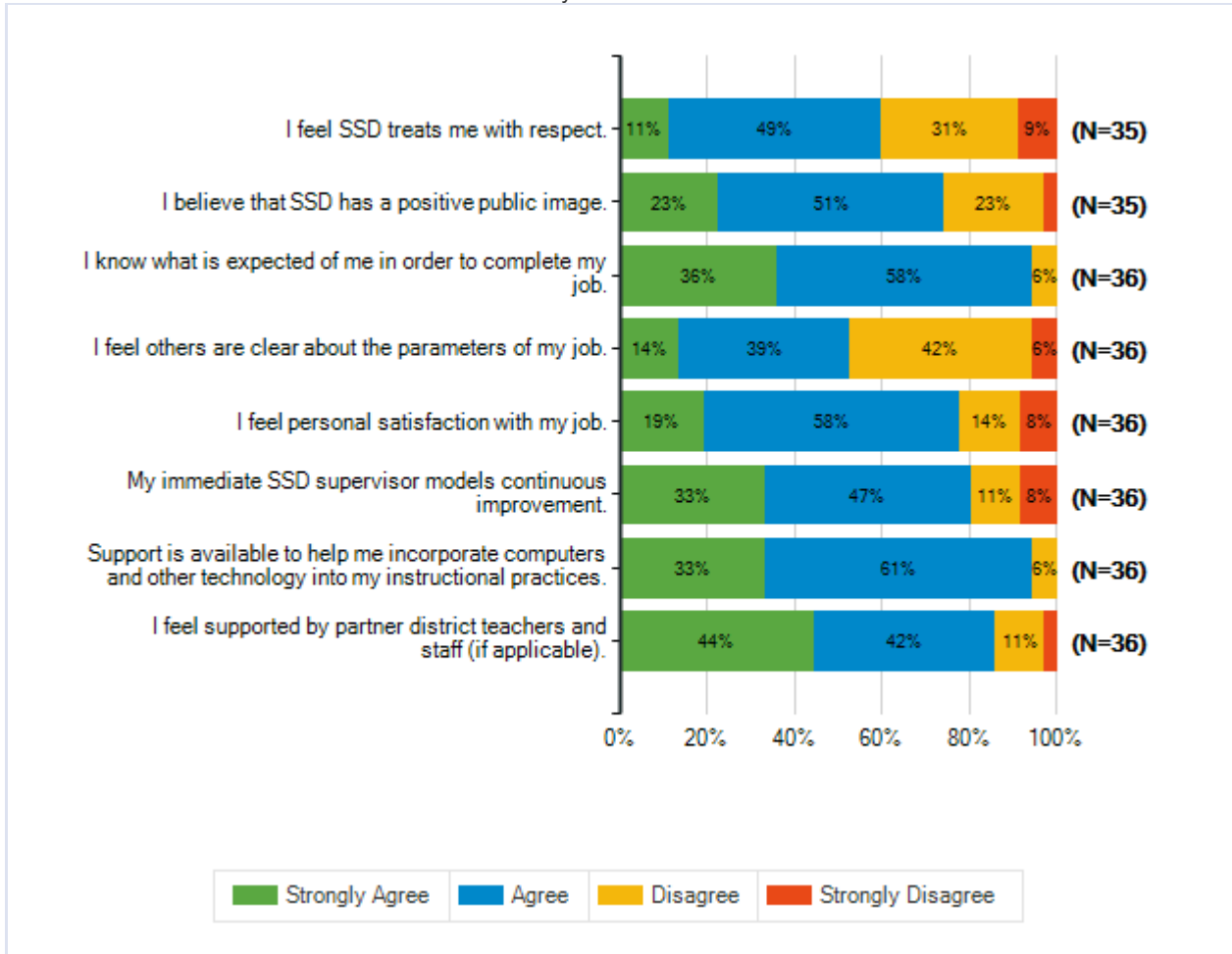
Q7. How strongly do you agree or disagree with the following statement?

	Strongly Agree	Agree	Disagree	Strongly Disagree	Total Responses
(a) Bullying is a problem in this school.	3 9%	9 26%	19 56%	3 9%	34



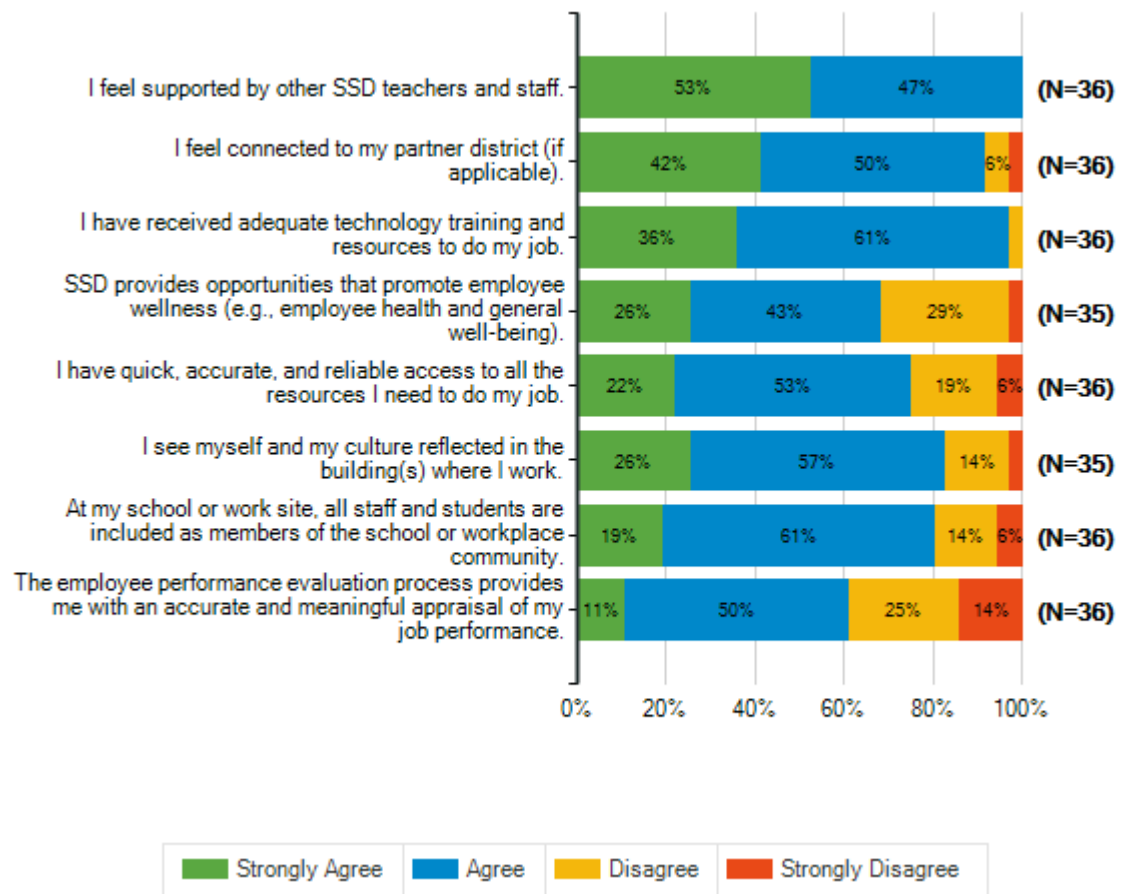
Job Satisfaction						
Q8. How strongly do you agree or disagree with the following statements?						
		Strongly Agree	Agree	Disagree	Strongly Disagree	Total Responses
(a)	I feel SSD treats me with respect.	4 11%	17 49%	11 31%	3 9%	35
(b)	I believe that SSD has a positive public image.	8 23%	18 51%	8 23%	1 3%	35
(c)	I know what is expected of me in order to complete my job.	13 36%	21 58%	2 6%	0 0%	36
(d)	I feel others are clear about the parameters of my job.	5 14%	14 39%	15 42%	2 6%	36
(e)	I feel personal satisfaction with my job.	7 19%	21 58%	5 14%	3 8%	36
(f)	My immediate SSD supervisor models continuous improvement.	12 33%	17 47%	4 11%	3 8%	36
(g)	Support is available to help me incorporate computers and other technology into my instructional practices.	12 33%	22 61%	2 6%	0 0%	36
(h)	I feel supported by partner district teachers and staff (if applicable).	16 44%	15 42%	4 11%	1 3%	36

Special School District of St. Louis County
2018-19 Climate Survey SSD Teachers – Partner Districts



Job Satisfaction (Continued)						
Q9. How strongly do you agree or disagree with the following statements?						
		Strongly Agree	Agree	Disagree	Strongly Disagree	Total Responses
(a)	I feel supported by other SSD teachers and staff.	19 53%	17 47%	0 0%	0 0%	36
(b)	I feel connected to my partner district (if applicable).	15 42%	18 50%	2 6%	1 3%	36
(c)	I have received adequate technology training and resources to do my job.	13 36%	22 61%	1 3%	0 0%	36
(d)	SSD provides opportunities that promote employee wellness (e.g., employee health and general well-being).	9 26%	15 43%	10 29%	1 3%	35
(e)	I have quick, accurate, and reliable access to all the resources I need to do my job.	8 22%	19 53%	7 19%	2 6%	36
(f)	I see myself and my culture reflected in the building(s) where I work.	9 26%	20 57%	5 14%	1 3%	35
(g)	At my school or work site, all staff and students are included as members of the school or workplace community.	7 19%	22 61%	5 14%	2 6%	36
(h)	The employee performance evaluation process provides me with an accurate and meaningful appraisal of my job performance.	4 11%	18 50%	9 25%	5 14%	36

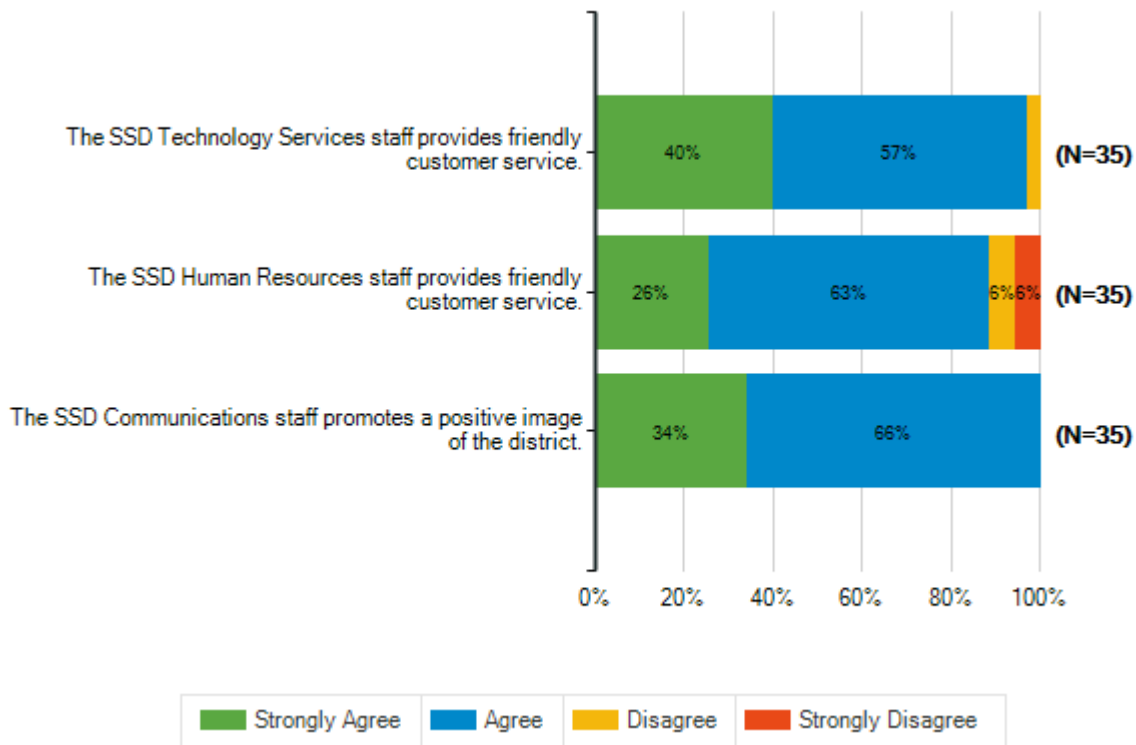
Special School District of St. Louis County
2018-19 Climate Survey SSD Teachers – Partner Districts



Satisfaction With SSD Support Departments

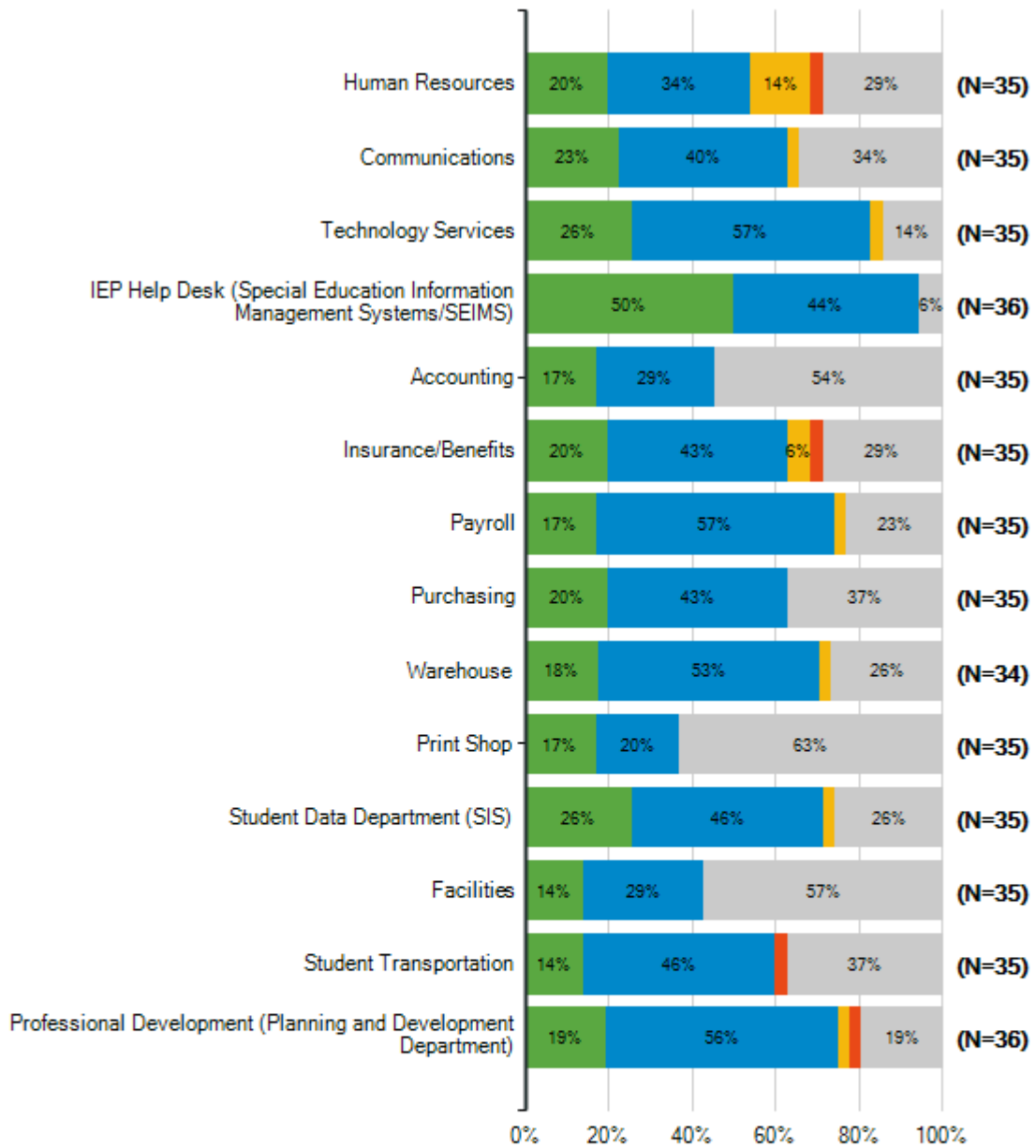
Q10. How strongly do you agree or disagree with the following statements?

		Strongly Agree	Agree	Disagree	Strongly Disagree	Total Responses
(a)	The SSD Technology Services staff provides friendly customer service.	14 40%	20 57%	1 3%	0 0%	35
(b)	The SSD Human Resources staff provides friendly customer service.	9 26%	22 63%	2 6%	2 6%	35
(c)	The SSD Communications staff promotes a positive image of the district.	12 34%	23 66%	0 0%	0 0%	35



Q11. I am satisfied with the service provided by the following SSD departments							
		Strongly Agree	Agree	Disagree	Strongly Disagree	I Don't Know	Total Responses
(a)	Human Resources	7 20%	12 34%	5 14%	1 3%	10 29%	35
(b)	Communications	8 23%	14 40%	1 3%	0 0%	12 34%	35
(c)	Technology Services	9 26%	20 57%	1 3%	0 0%	5 14%	35
(d)	IEP Help Desk (Special Education Information Management Systems/SEIMS)	18 50%	16 44%	0 0%	0 0%	2 6%	36
(e)	Accounting	6 17%	10 29%	0 0%	0 0%	19 54%	35
(f)	Insurance/Benefits	7 20%	15 43%	2 6%	1 3%	10 29%	35
(g)	Payroll	6 17%	20 57%	1 3%	0 0%	8 23%	35
(h)	Purchasing	7 20%	15 43%	0 0%	0 0%	13 37%	35
(i)	Warehouse	6 18%	18 53%	1 3%	0 0%	9 26%	34
(j)	Print Shop	6 17%	7 20%	0 0%	0 0%	22 63%	35
(k)	Student Data Department (SIS)	9 26%	16 46%	1 3%	0 0%	9 26%	35
(l)	Facilities	5 14%	10 29%	0 0%	0 0%	20 57%	35
(m)	Student Transportation	5 14%	16 46%	0 0%	1 3%	13 37%	35
(n)	Professional Development (Planning and Development Department)	7 19%	20 56%	1 3%	1 3%	7 19%	36

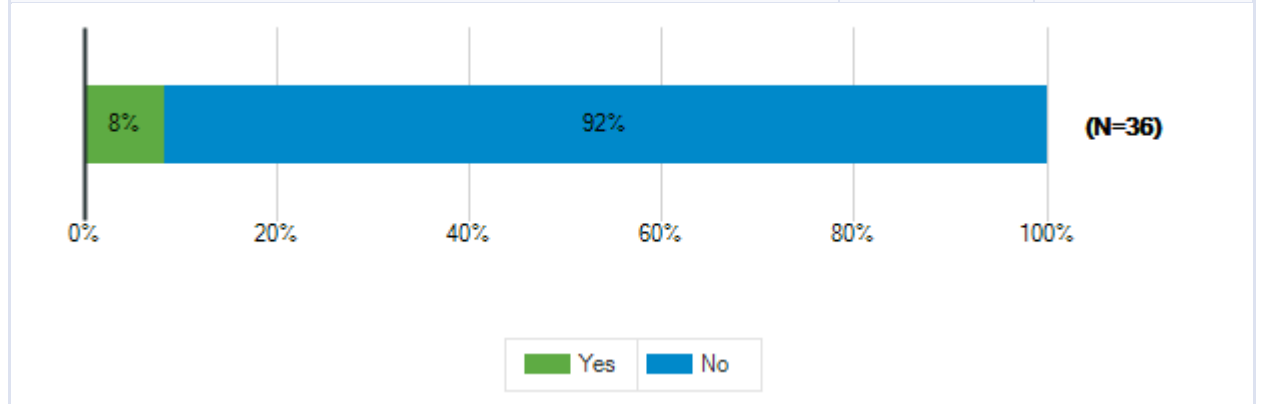
Special School District of St. Louis County
2018-19 Climate Survey SSD Teachers – Partner Districts



■ Strongly Agree
 ■ Agree
 ■ Disagree
 ■ Strongly Disagree
 ■ I Don't Know

Q12. Have you had an issue or concern to discuss with an SSD director, assistant superintendent, or cabinet member this school year?

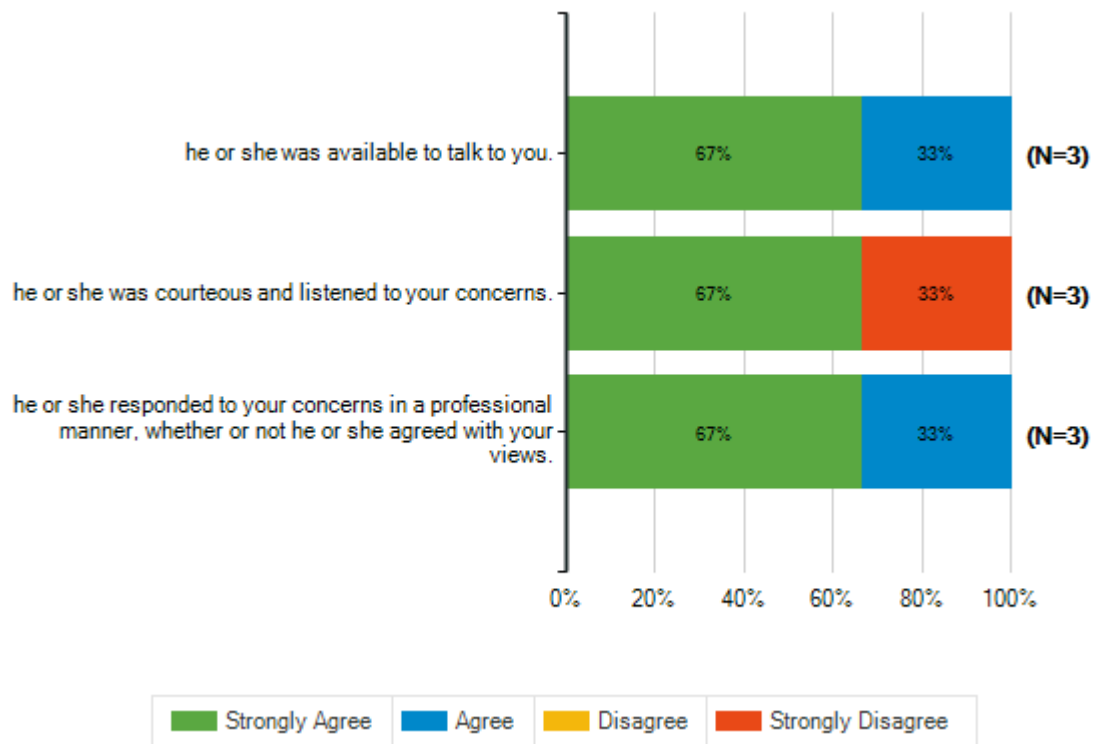
Responses	Count	%
Yes	3	8%
No	33	92%
Total Responses	36	



How strongly do you agree or disagree with the following statements?

Q13. When you have had an issue or a concern to discuss with an SSD director, assistant superintendent, or cabinet member ...

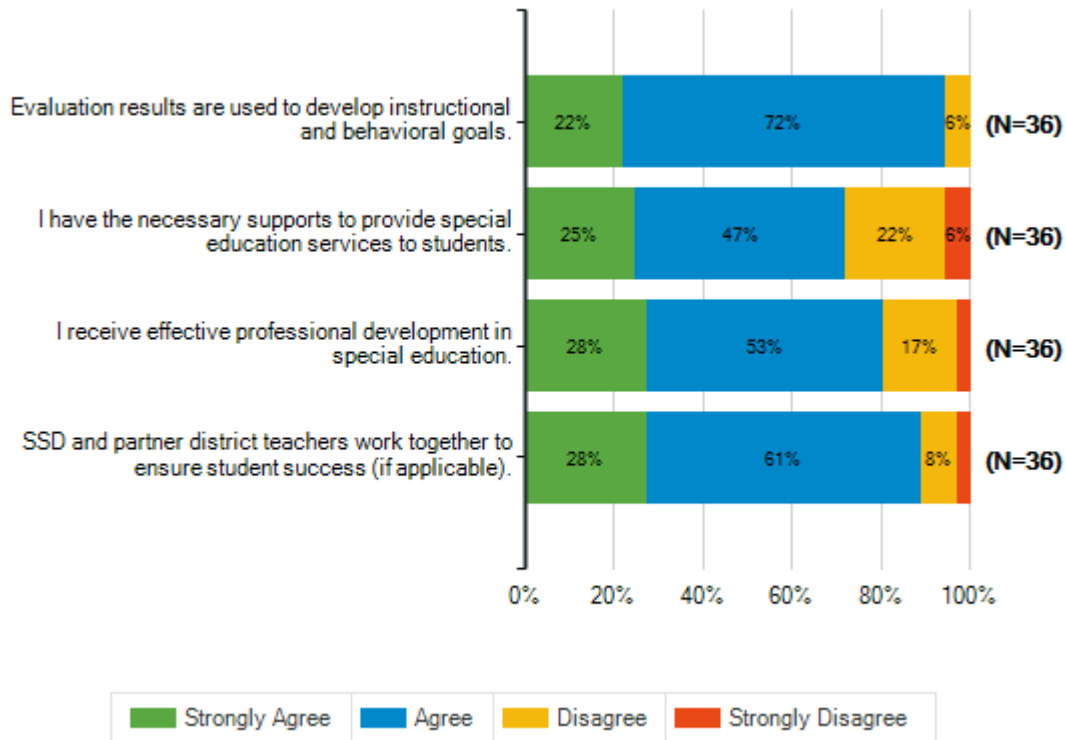
	Strongly Agree	Agree	Disagree	Strongly Disagree	Total Responses
(a) he or she was available to talk to you.	2 67%	1 33%	0 0%	0 0%	3
(b) he or she was courteous and listened to your concerns.	2 67%	0 0%	0 0%	1 33%	3
(c) he or she responded to your concerns in a professional manner, whether or not he or she agreed with your views.	2 67%	1 33%	0 0%	0 0%	3



Special Education Services

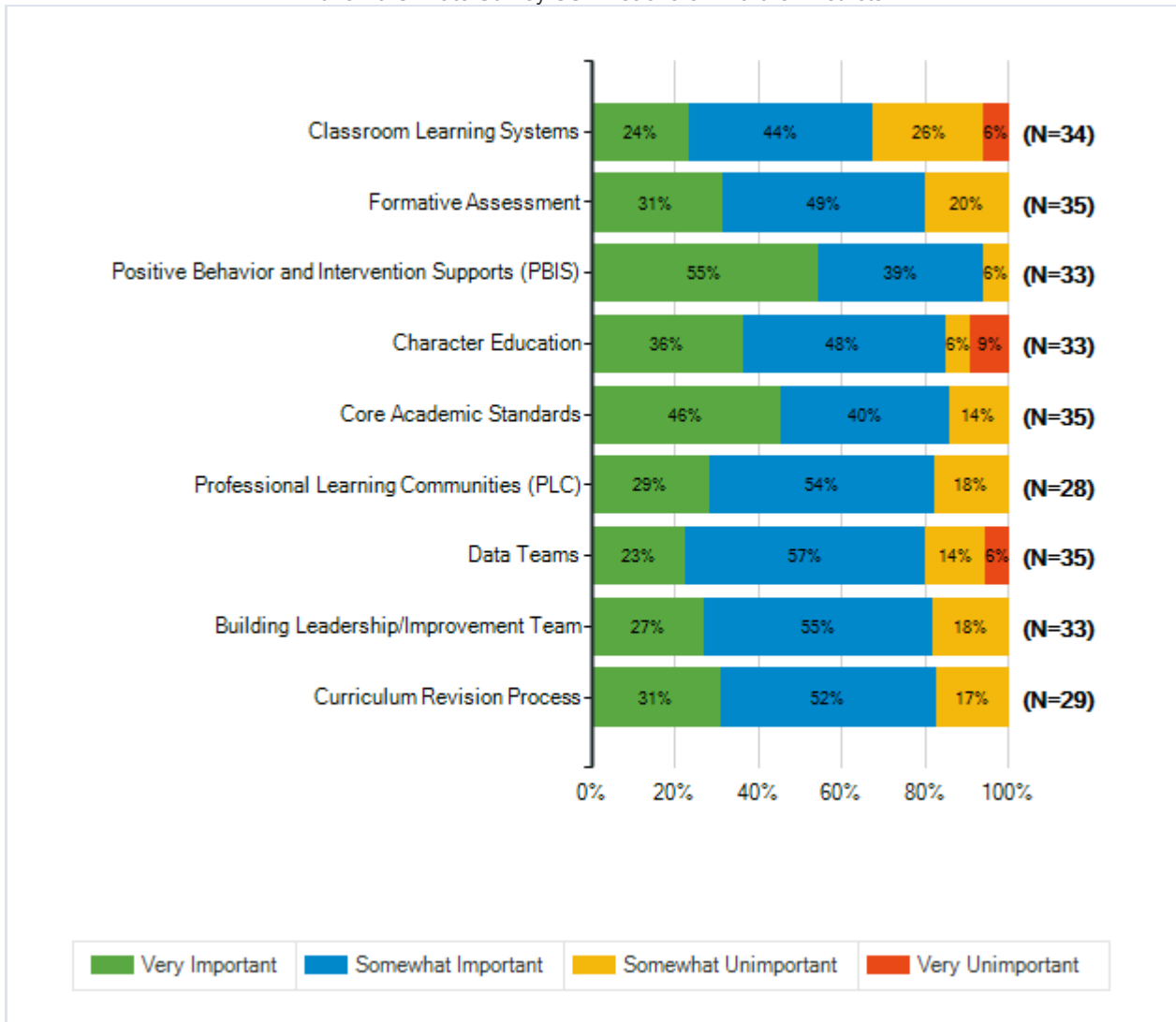
Q14. How strongly do you agree or disagree with the following statements?

		Strongly Agree	Agree	Disagree	Strongly Disagree	Total Responses
(a)	Evaluation results are used to develop instructional and behavioral goals.	8 22%	26 72%	2 6%	0 0%	36
(b)	I have the necessary supports to provide special education services to students.	9 25%	17 47%	8 22%	2 6%	36
(c)	I receive effective professional development in special education.	10 28%	19 53%	6 17%	1 3%	36
(d)	SSD and partner district teachers work together to ensure student success (if applicable).	10 28%	22 61%	3 8%	1 3%	36



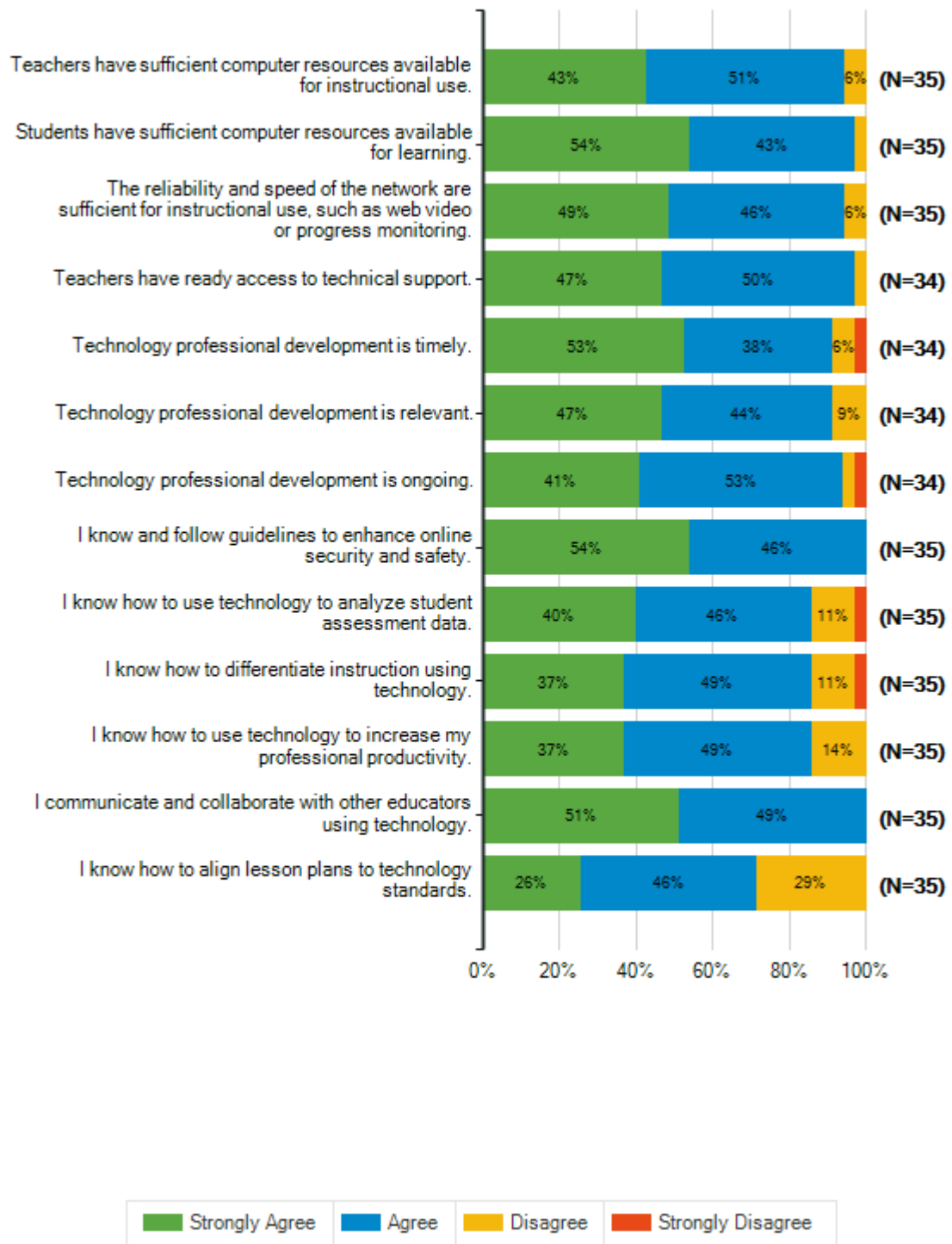
Additional Educational Programs						
Q15. Please rate how important each of the following is to education.(Not applicable responses have been excluded from calculations)						
		Very Important	Somewhat Important	Somewhat Unimportant	Very Unimportant	Total Responses
(a)	Classroom Learning Systems	8 24%	15 44%	9 26%	2 6%	34
(b)	Formative Assessment	11 31%	17 49%	7 20%	0 0%	35
(c)	Positive Behavior and Intervention Supports (PBIS)	18 55%	13 39%	2 6%	0 0%	33
(d)	Character Education	12 36%	16 48%	2 6%	3 9%	33
(e)	Core Academic Standards	16 46%	14 40%	5 14%	0 0%	35
(f)	Professional Learning Communities (PLC)	8 29%	15 54%	5 18%	0 0%	28
(g)	Data Teams	8 23%	20 57%	5 14%	2 6%	35
(h)	Building Leadership/Improvement Team	9 27%	18 55%	6 18%	0 0%	33
(i)	Curriculum Revision Process	9 31%	15 52%	5 17%	0 0%	29

Special School District of St. Louis County
2018-19 Climate Survey SSD Teachers – Partner Districts



Technology						
Q16. How strongly do you agree or disagree with the following statements?						
		Strongly Agree	Agree	Disagree	Strongly Disagree	Total Responses
(a)	Teachers have sufficient computer resources available for instructional use.	15 43%	18 51%	2 6%	0 0%	35
(b)	Students have sufficient computer resources available for learning.	19 54%	15 43%	1 3%	0 0%	35
(c)	The reliability and speed of the network are sufficient for instructional use, such as web video or progress monitoring.	17 49%	16 46%	2 6%	0 0%	35
(d)	Teachers have ready access to technical support.	16 47%	17 50%	1 3%	0 0%	34
(e)	Technology professional development is timely.	18 53%	13 38%	2 6%	1 3%	34
(f)	Technology professional development is relevant.	16 47%	15 44%	3 9%	0 0%	34
(g)	Technology professional development is ongoing.	14 41%	18 53%	1 3%	1 3%	34
(h)	I know and follow guidelines to enhance online security and safety.	19 54%	16 46%	0 0%	0 0%	35
(i)	I know how to use technology to analyze student assessment data.	14 40%	16 46%	4 11%	1 3%	35
(j)	I know how to differentiate instruction using technology.	13 37%	17 49%	4 11%	1 3%	35
(k)	I know how to use technology to increase my professional productivity.	13 37%	17 49%	5 14%	0 0%	35
(l)	I communicate and collaborate with other educators using technology.	18 51%	17 49%	0 0%	0 0%	35
(m)	I know how to align lesson plans to technology standards.	9 26%	16 46%	10 29%	0 0%	35

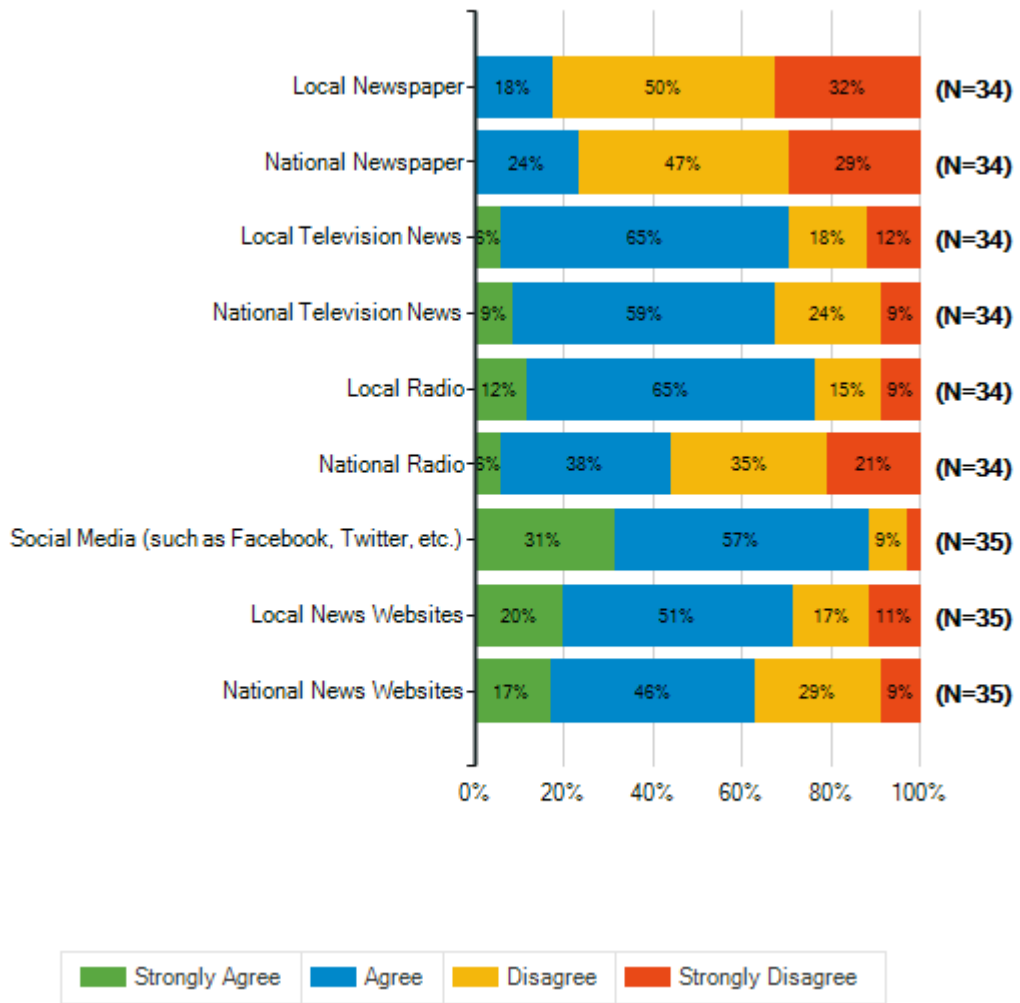
Special School District of St. Louis County
2018-19 Climate Survey SSD Teachers – Partner Districts



Q17. Please indicate the extent to which you agree or disagree that you use the following tools to get general information on a daily basis.

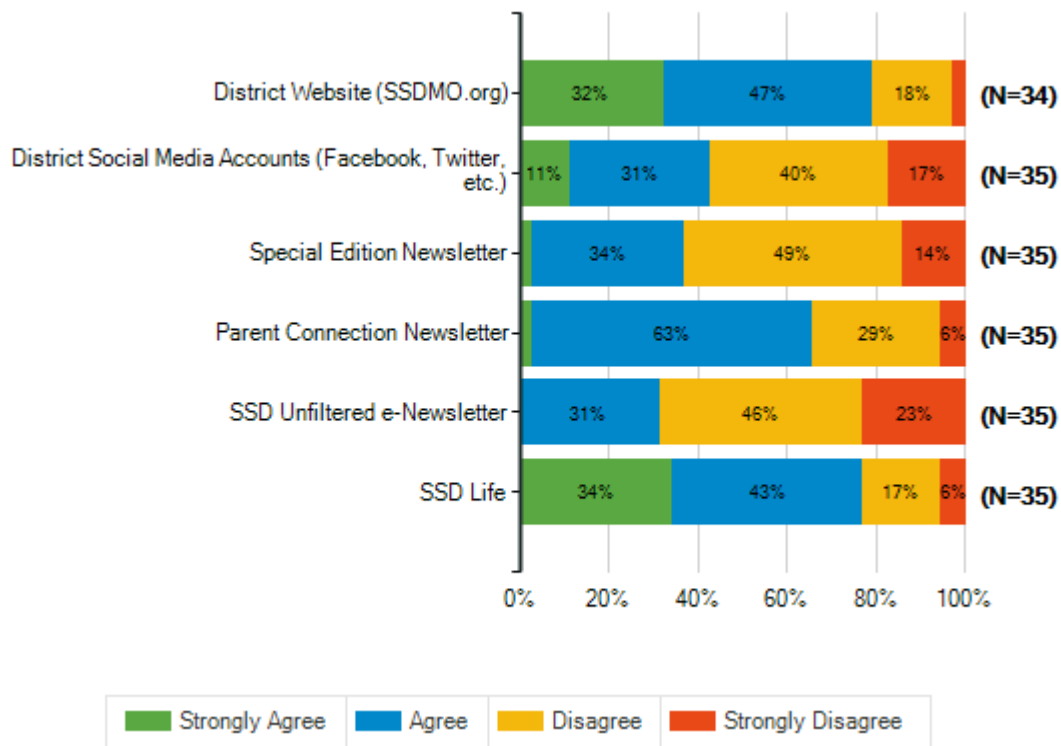
		Strongly Agree	Agree	Disagree	Strongly Disagree	Total Responses
(a)	Local Newspaper	0 0%	6 18%	17 50%	11 32%	34
(b)	National Newspaper	0 0%	8 24%	16 47%	10 29%	34
(c)	Local Television News	2 6%	22 65%	6 18%	4 12%	34
(d)	National Television News	3 9%	20 59%	8 24%	3 9%	34
(e)	Local Radio	4 12%	22 65%	5 15%	3 9%	34
(f)	National Radio	2 6%	13 38%	12 35%	7 21%	34
(g)	Social Media (such as Facebook, Twitter, etc.)	11 31%	20 57%	3 9%	1 3%	35
(h)	Local News Websites	7 20%	18 51%	6 17%	4 11%	35
(i)	National News Websites	6 17%	16 46%	10 29%	3 9%	35

Special School District of St. Louis County
2018-19 Climate Survey SSD Teachers – Partner Districts



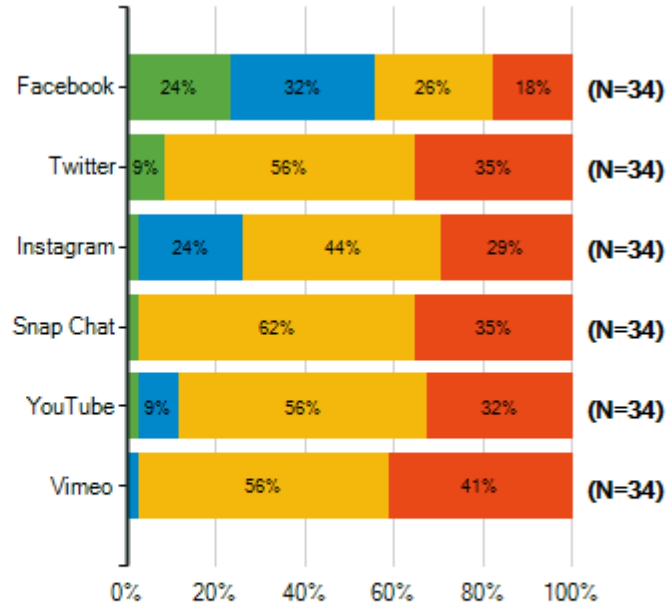
Q18. Please indicate the extent to which you agree or disagree that you use the following tools to get information about Special School District.

	Strongly Agree	Agree	Disagree	Strongly Disagree	Total Responses
(a) District Website (SSDMO.org)	11 32%	16 47%	6 18%	1 3%	34
(b) District Social Media Accounts (Facebook, Twitter, etc.)	4 11%	11 31%	14 40%	6 17%	35
(c) Special Edition Newsletter	1 3%	12 34%	17 49%	5 14%	35
(d) Parent Connection Newsletter	1 3%	22 63%	10 29%	2 6%	35
(e) SSD Unfiltered e-Newsletter	0 0%	11 31%	16 46%	8 23%	35
(f) SSD Life	12 34%	15 43%	6 17%	2 6%	35



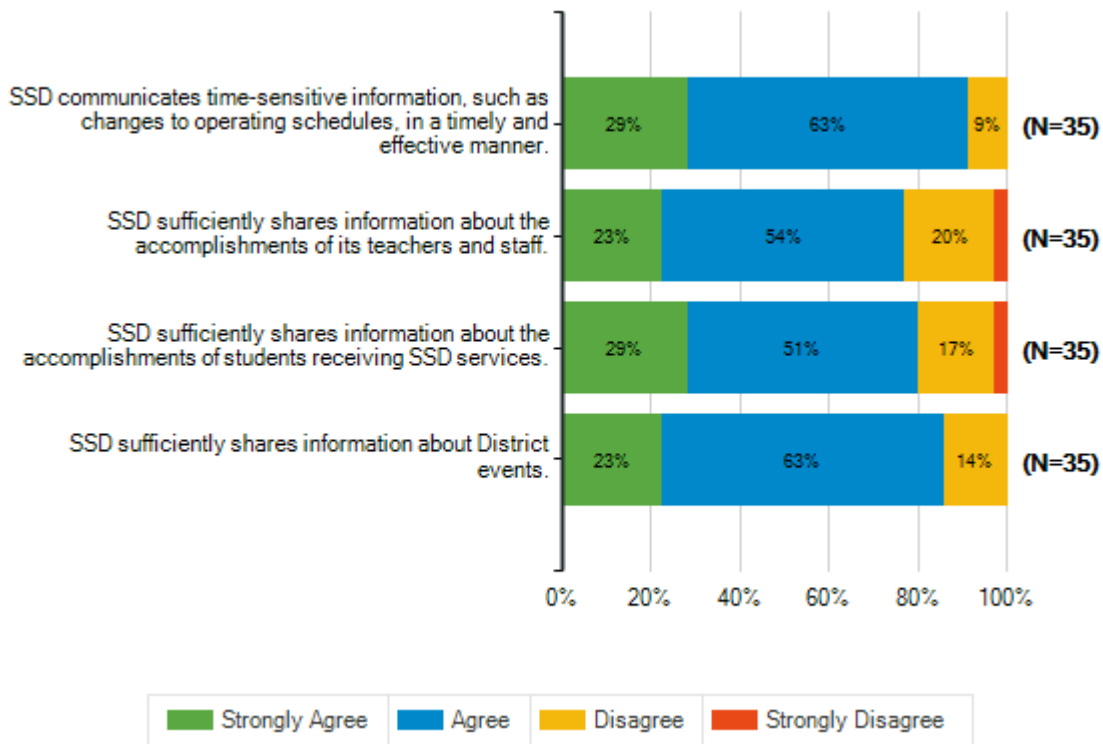
Q19. Please indicate the extent to which you agree or disagree that you would use the following social media channels to get information about Special School District.

	Strongly Agree	Agree	Disagree	Strongly Disagree	Total Responses
(a) Facebook	8 24%	11 32%	9 26%	6 18%	34
(b) Twitter	3 9%	0 0%	19 56%	12 35%	34
(c) Instagram	1 3%	8 24%	15 44%	10 29%	34
(d) Snap Chat	1 3%	0 0%	21 62%	12 35%	34
(e) YouTube	1 3%	3 9%	19 56%	11 32%	34
(f) Vimeo	0 0%	1 3%	19 56%	14 41%	34



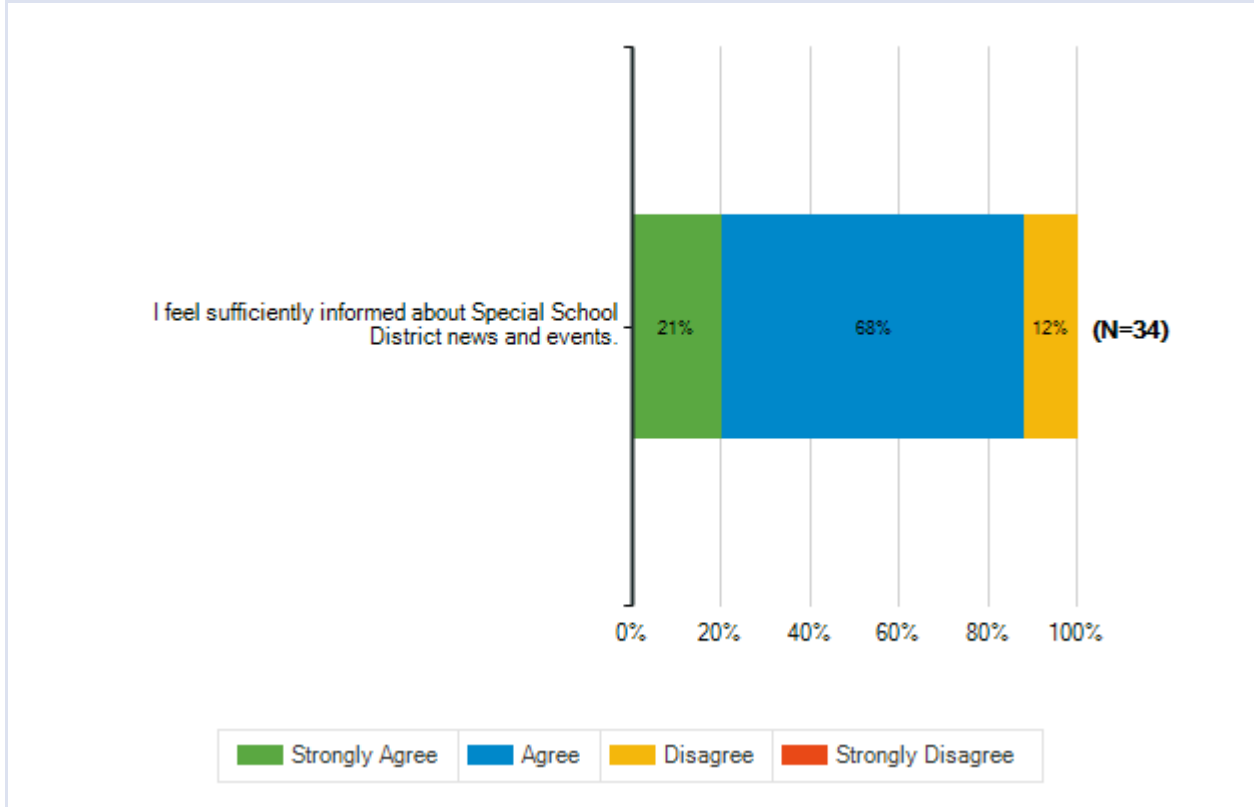
Q20. Please indicate the extent to which you agree or disagree with each of the following statements.

		Strongly Agree	Agree	Disagree	Strongly Disagree	Total Responses
(a)	SSD communicates time-sensitive information, such as changes to operating schedules, in a timely and effective manner.	10 29%	22 63%	3 9%	0 0%	35
(b)	SSD sufficiently shares information about the accomplishments of its teachers and staff.	8 23%	19 54%	7 20%	1 3%	35
(c)	SSD sufficiently shares information about the accomplishments of students receiving SSD services.	10 29%	18 51%	6 17%	1 3%	35
(d)	SSD sufficiently shares information about District events.	8 23%	22 63%	5 14%	0 0%	35



Q21. Please indicate the extent to which you agree or disagree with the following statement.

		Strongly Agree	Agree	Disagree	Strongly Disagree	Total Responses
(a)	I feel sufficiently informed about Special School District news and events.	7 21%	23 68%	4 12%	0 0%	34



Q23. What grade would you give SSD for how well it is meeting the needs of its students?

Responses	Count	%
A	11	31%
B	11	31%
C	10	28%
D	4	11%
F	0	0%
Total Responses	36	

