

# 2018-19 Climate Survey

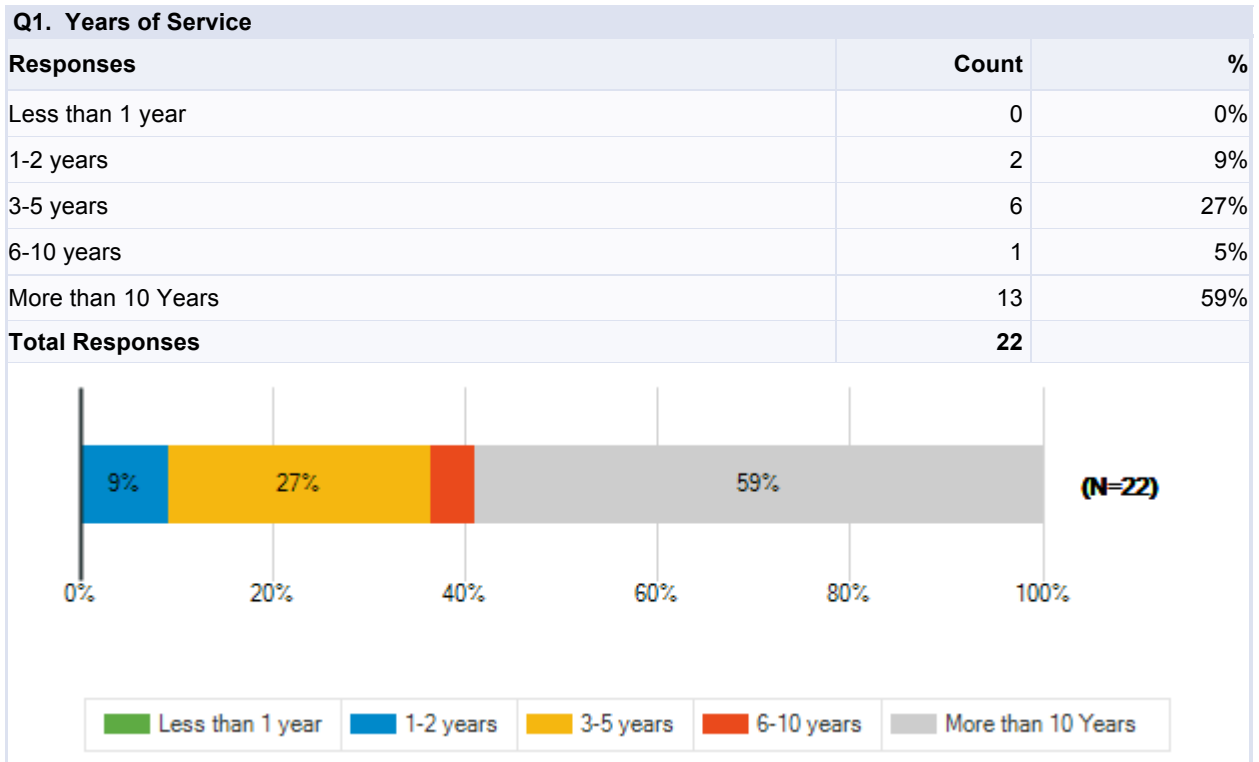
## SSD Teachers – Partner Districts

### Survey Results

#### **University City School District**

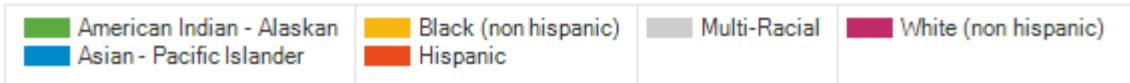
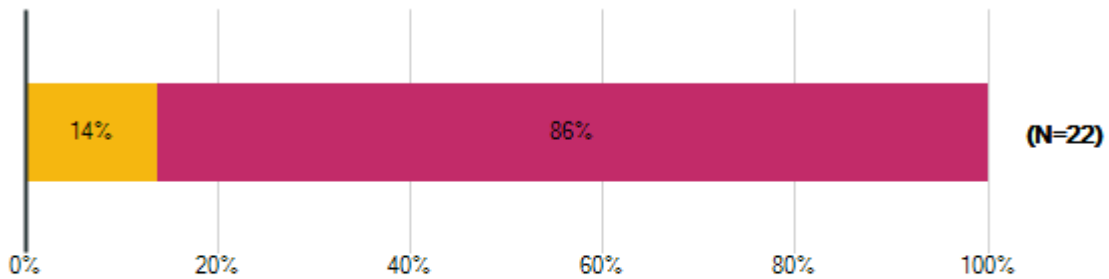
Special School District of St. Louis County  
February 19 - March 15, 2019

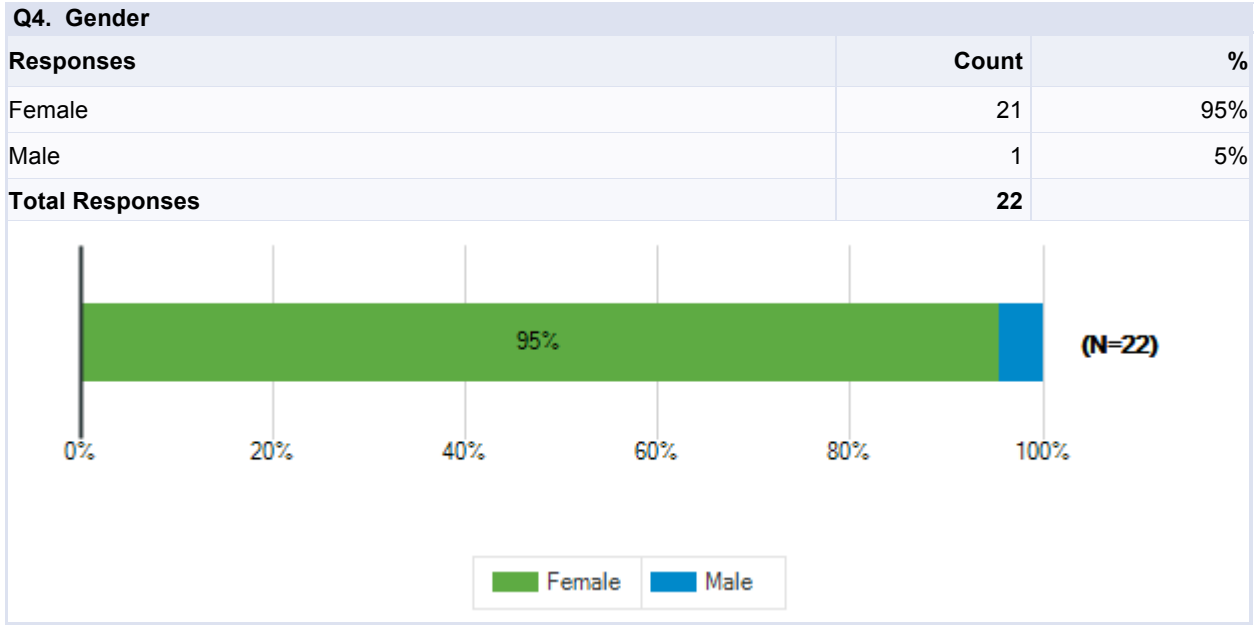




**Q3. Race/Ethnicity**

Responses	Count	%
American Indian - Alaskan	0	0%
Asian - Pacific Islander	0	0%
Black (non hispanic)	3	14%
Hispanic	0	0%
Multi-Racial	0	0%
White (non hispanic)	19	86%
<b>Total Responses</b>	<b>22</b>	

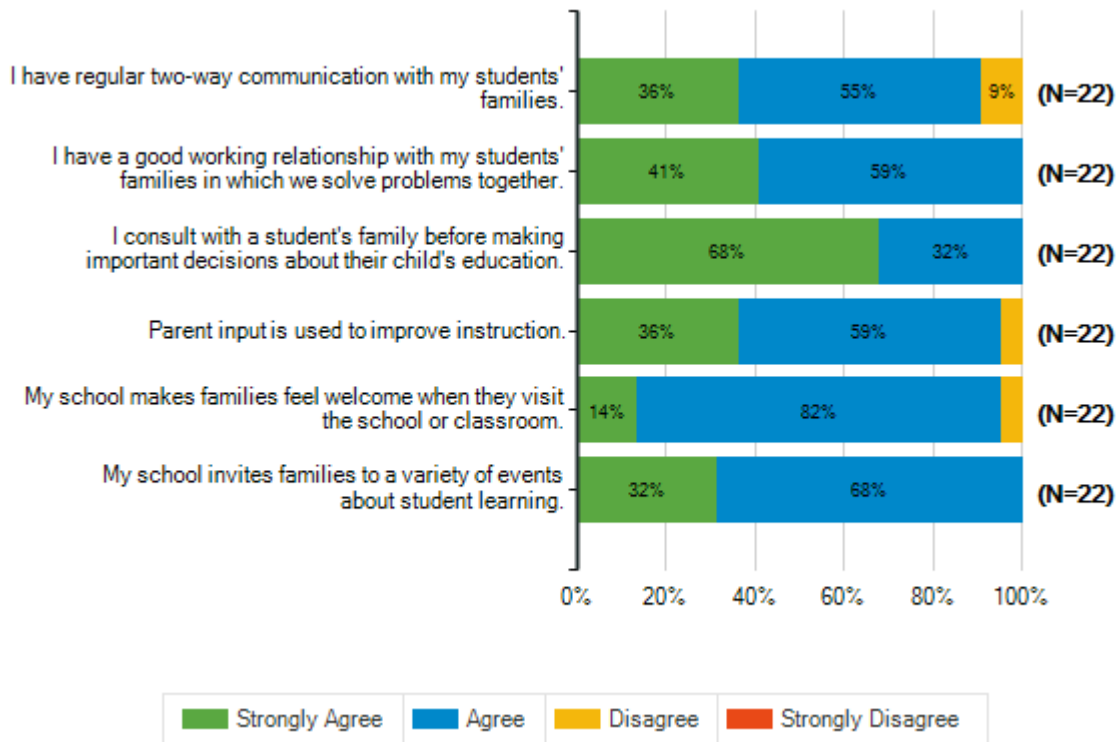




**Parent and Family Engagement**

**Q5. How strongly do you agree or disagree with the following statements?**

		<b>Strongly Agree</b>	<b>Agree</b>	<b>Disagree</b>	<b>Strongly Disagree</b>	<b>Total Responses</b>
(a)	I have regular two-way communication with my students' families.	8 36%	12 55%	2 9%	0 0%	22
(b)	I have a good working relationship with my students' families in which we solve problems together.	9 41%	13 59%	0 0%	0 0%	22
(c)	I consult with a student's family before making important decisions about their child's education.	15 68%	7 32%	0 0%	0 0%	22
(d)	Parent input is used to improve instruction.	8 36%	13 59%	1 5%	0 0%	22
(e)	My school makes families feel welcome when they visit the school or classroom.	3 14%	18 82%	1 5%	0 0%	22
(f)	My school invites families to a variety of events about student learning.	7 32%	15 68%	0 0%	0 0%	22

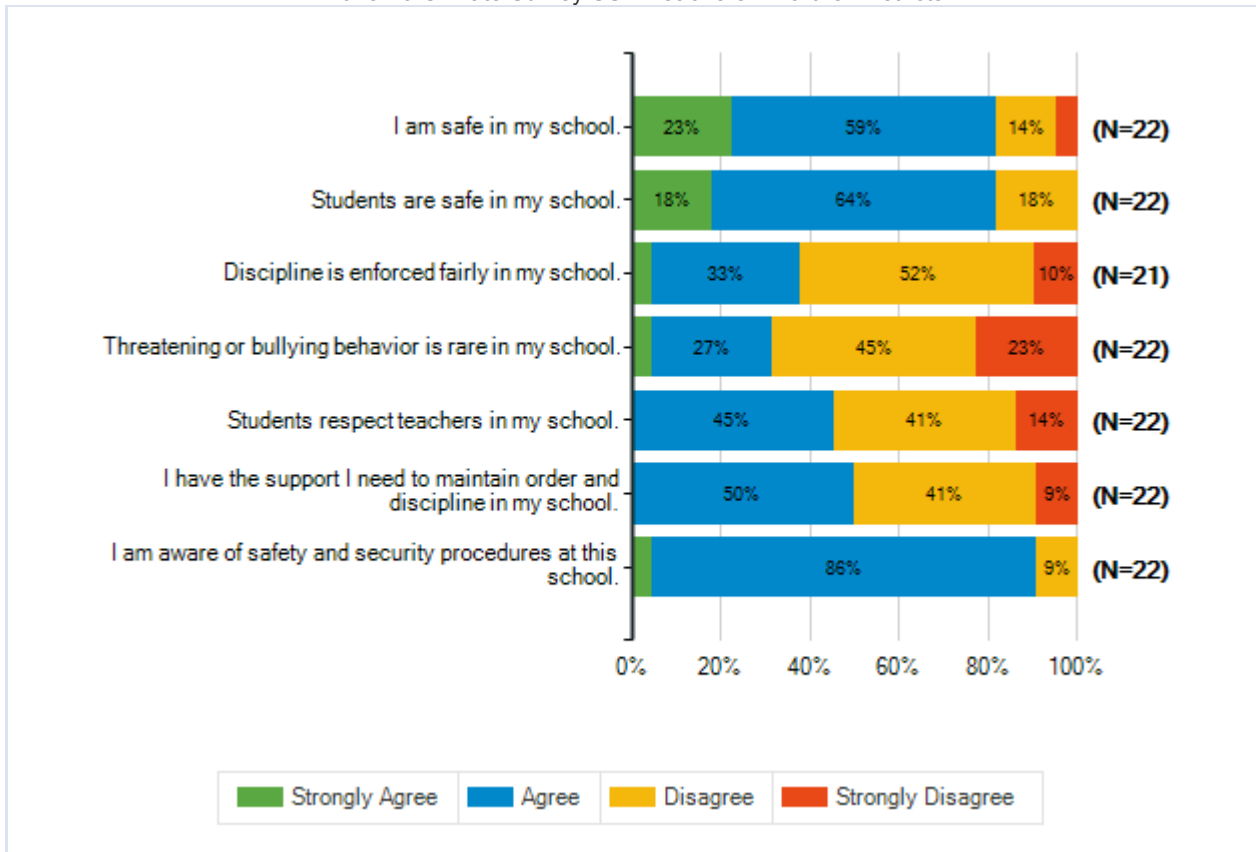


**Safety and Behavior**

**Q6. How strongly do you agree or disagree with the following statements?**

	<b>Strongly Agree</b>	<b>Agree</b>	<b>Disagree</b>	<b>Strongly Disagree</b>	<b>Total Responses</b>
(a) I am safe in my school.	5 23%	13 59%	3 14%	1 5%	22
(b) Students are safe in my school.	4 18%	14 64%	4 18%	0 0%	22
(c) Discipline is enforced fairly in my school.	1 5%	7 33%	11 52%	2 10%	21
(d) Threatening or bullying behavior is rare in my school.	1 5%	6 27%	10 45%	5 23%	22
(e) Students respect teachers in my school.	0 0%	10 45%	9 41%	3 14%	22
(f) I have the support I need to maintain order and discipline in my school.	0 0%	11 50%	9 41%	2 9%	22
(g) I am aware of safety and security procedures at this school.	1 5%	19 86%	2 9%	0 0%	22

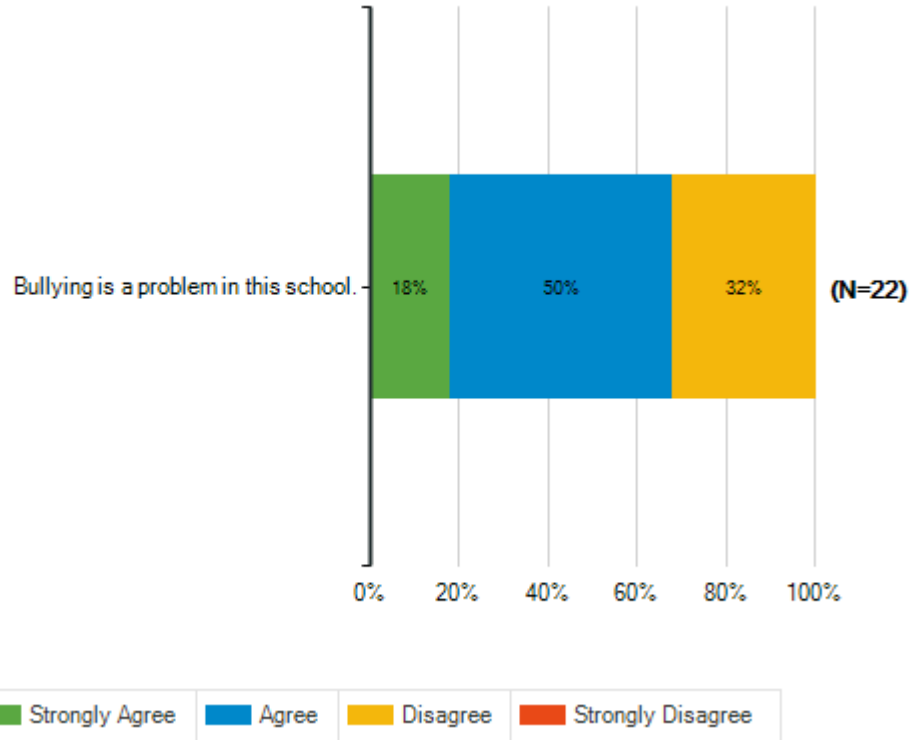
Special School District of St. Louis County  
2018-19 Climate Survey SSD Teachers – Partner Districts



**Safety and Behavior**

**Q7. How strongly do you agree or disagree with the following statement?**

	<b>Strongly Agree</b>	<b>Agree</b>	<b>Disagree</b>	<b>Strongly Disagree</b>	<b>Total Responses</b>
(a) Bullying is a problem in this school.	4 18%	11 50%	7 32%	0 0%	22



















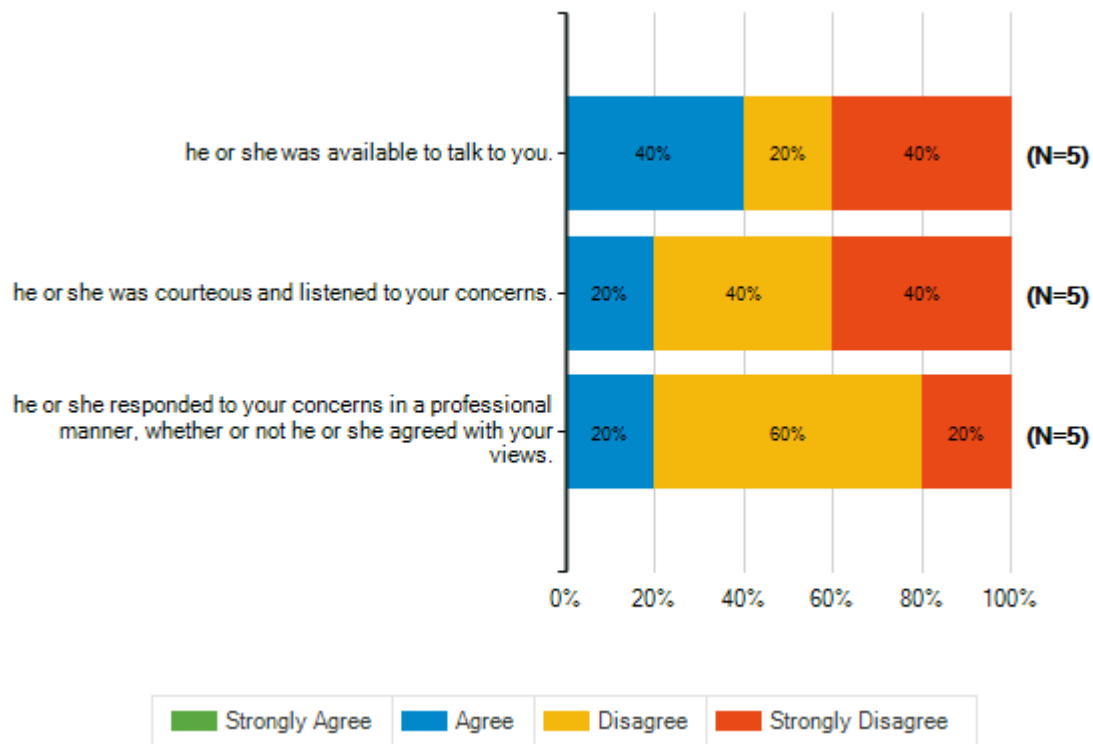




**How strongly do you agree or disagree with the following statements?**

**Q13. When you have had an issue or a concern to discuss with an SSD director, assistant superintendent, or cabinet member ...**

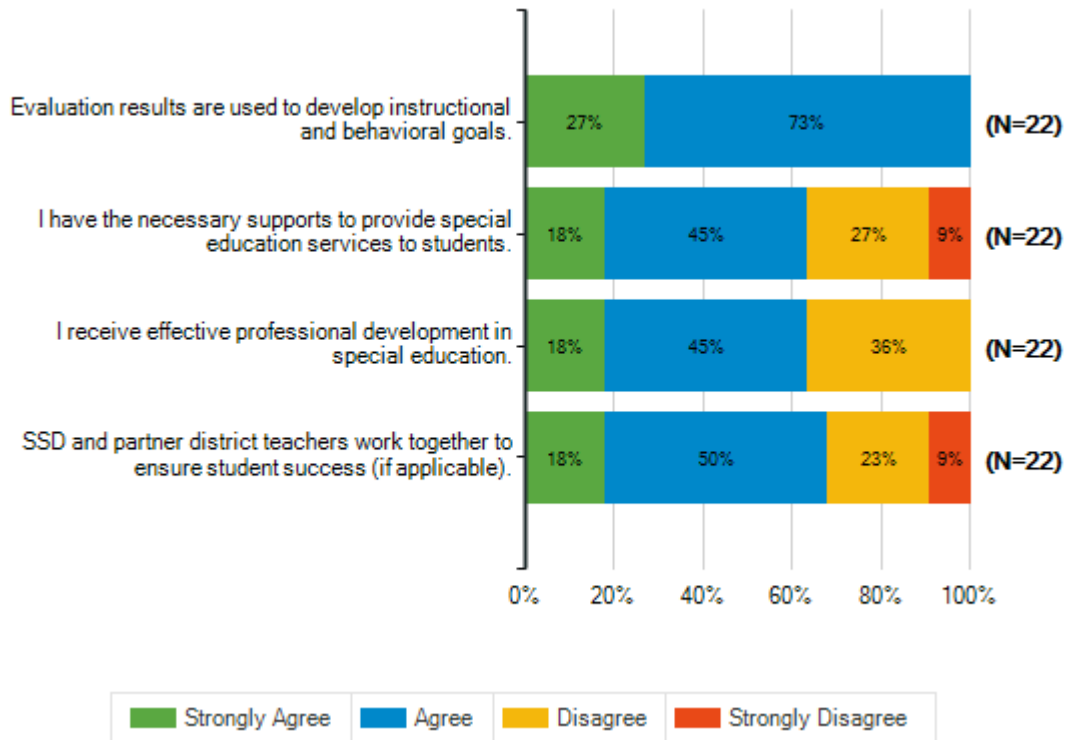
	Strongly Agree	Agree	Disagree	Strongly Disagree	Total Responses
(a) he or she was available to talk to you.	0 0%	2 40%	1 20%	2 40%	5
(b) he or she was courteous and listened to your concerns.	0 0%	1 20%	2 40%	2 40%	5
(c) he or she responded to your concerns in a professional manner, whether or not he or she agreed with your views.	0 0%	1 20%	3 60%	1 20%	5



**Special Education Services**

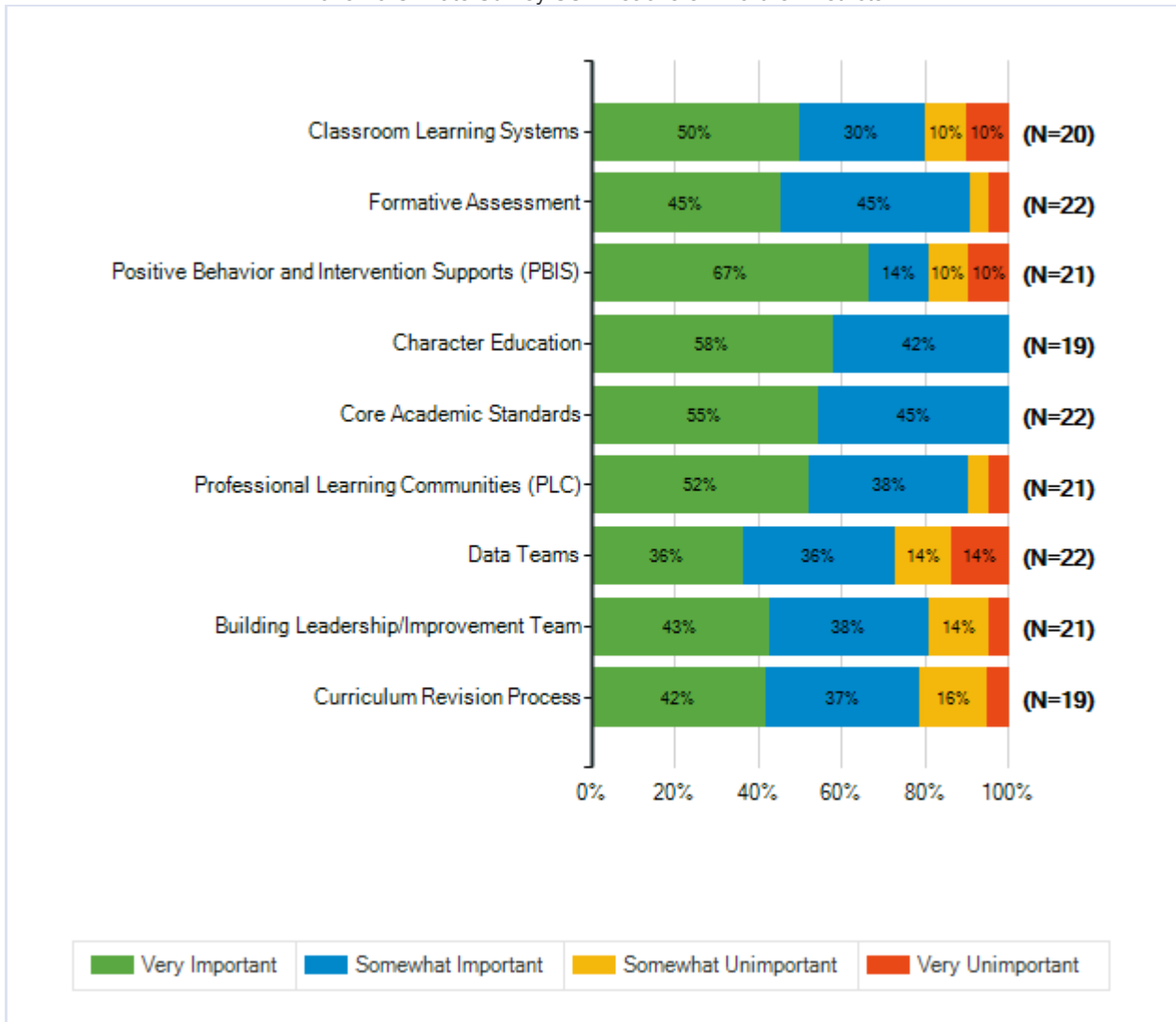
**Q14. How strongly do you agree or disagree with the following statements?**

		<b>Strongly Agree</b>	<b>Agree</b>	<b>Disagree</b>	<b>Strongly Disagree</b>	<b>Total Responses</b>
(a)	Evaluation results are used to develop instructional and behavioral goals.	6 27%	16 73%	0 0%	0 0%	22
(b)	I have the necessary supports to provide special education services to students.	4 18%	10 45%	6 27%	2 9%	22
(c)	I receive effective professional development in special education.	4 18%	10 45%	8 36%	0 0%	22
(d)	SSD and partner district teachers work together to ensure student success (if applicable).	4 18%	11 50%	5 23%	2 9%	22



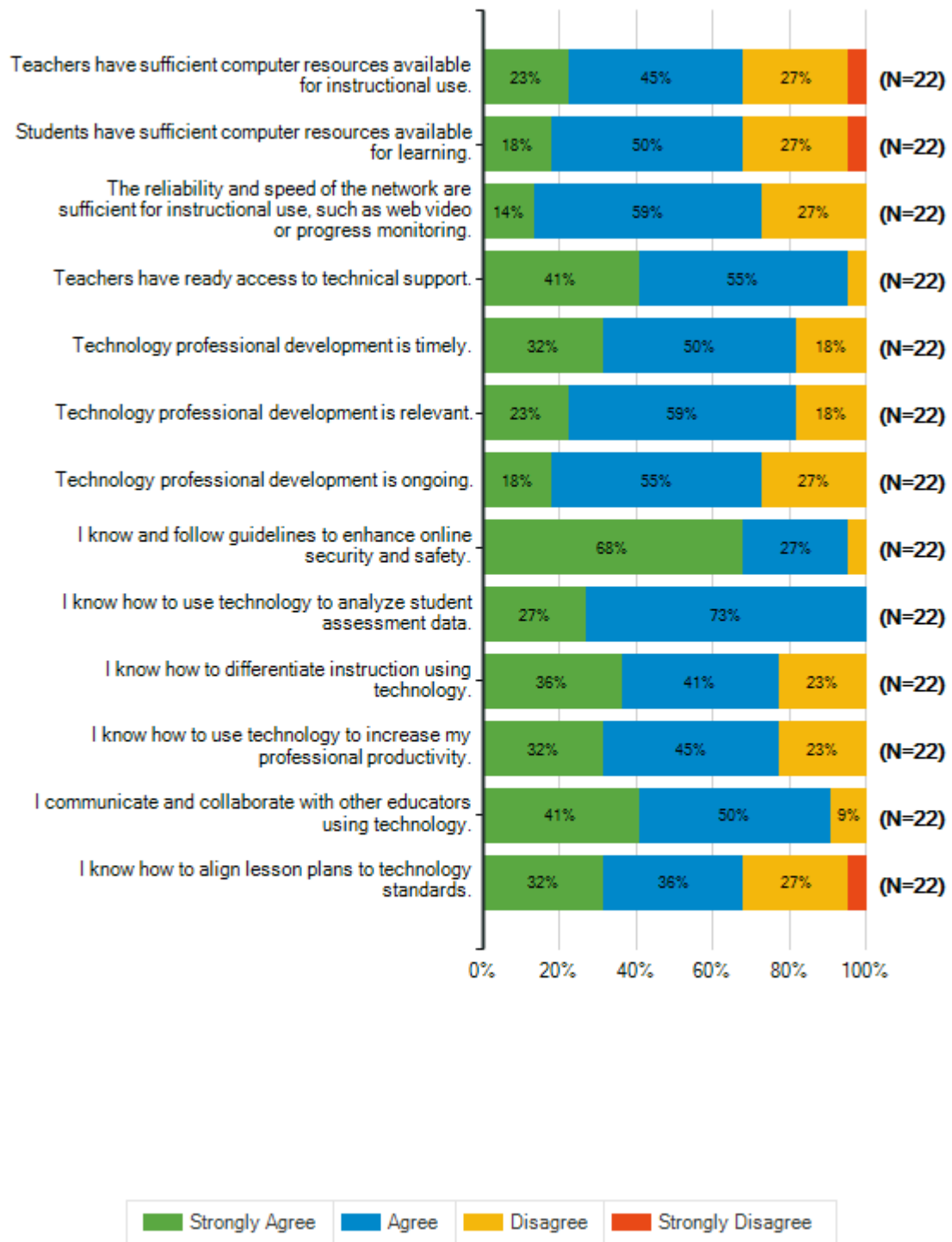
<b>Additional Educational Programs</b>						
<b>Q15. Please rate how important each of the following is to education.(Not applicable responses have been excluded from calculations)</b>						
		<b>Very Important</b>	<b>Somewhat Important</b>	<b>Somewhat Unimportant</b>	<b>Very Unimportant</b>	<b>Total Responses</b>
(a)	Classroom Learning Systems	10 50%	6 30%	2 10%	2 10%	20
(b)	Formative Assessment	10 45%	10 45%	1 5%	1 5%	22
(c)	Positive Behavior and Intervention Supports (PBIS)	14 67%	3 14%	2 10%	2 10%	21
(d)	Character Education	11 58%	8 42%	0 0%	0 0%	19
(e)	Core Academic Standards	12 55%	10 45%	0 0%	0 0%	22
(f)	Professional Learning Communities (PLC)	11 52%	8 38%	1 5%	1 5%	21
(g)	Data Teams	8 36%	8 36%	3 14%	3 14%	22
(h)	Building Leadership/Improvement Team	9 43%	8 38%	3 14%	1 5%	21
(i)	Curriculum Revision Process	8 42%	7 37%	3 16%	1 5%	19

Special School District of St. Louis County  
2018-19 Climate Survey SSD Teachers – Partner Districts



<b>Technology</b>						
<b>Q16. How strongly do you agree or disagree with the following statements?</b>						
		<b>Strongly Agree</b>	<b>Agree</b>	<b>Disagree</b>	<b>Strongly Disagree</b>	<b>Total Responses</b>
(a)	Teachers have sufficient computer resources available for instructional use.	5 23%	10 45%	6 27%	1 5%	22
(b)	Students have sufficient computer resources available for learning.	4 18%	11 50%	6 27%	1 5%	22
(c)	The reliability and speed of the network are sufficient for instructional use, such as web video or progress monitoring.	3 14%	13 59%	6 27%	0 0%	22
(d)	Teachers have ready access to technical support.	9 41%	12 55%	1 5%	0 0%	22
(e)	Technology professional development is timely.	7 32%	11 50%	4 18%	0 0%	22
(f)	Technology professional development is relevant.	5 23%	13 59%	4 18%	0 0%	22
(g)	Technology professional development is ongoing.	4 18%	12 55%	6 27%	0 0%	22
(h)	I know and follow guidelines to enhance online security and safety.	15 68%	6 27%	1 5%	0 0%	22
(i)	I know how to use technology to analyze student assessment data.	6 27%	16 73%	0 0%	0 0%	22
(j)	I know how to differentiate instruction using technology.	8 36%	9 41%	5 23%	0 0%	22
(k)	I know how to use technology to increase my professional productivity.	7 32%	10 45%	5 23%	0 0%	22
(l)	I communicate and collaborate with other educators using technology.	9 41%	11 50%	2 9%	0 0%	22
(m)	I know how to align lesson plans to technology standards.	7 32%	8 36%	6 27%	1 5%	22

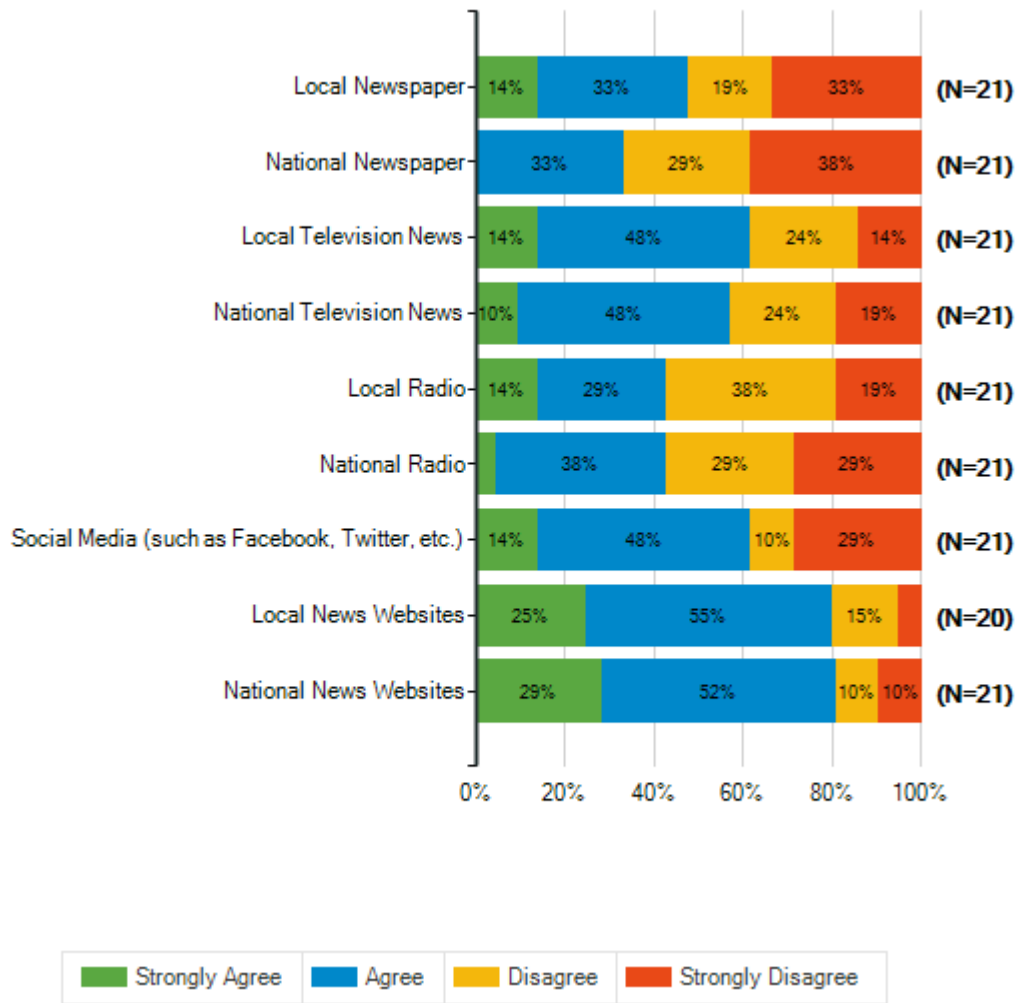
Special School District of St. Louis County  
2018-19 Climate Survey SSD Teachers – Partner Districts



**Q17. Please indicate the extent to which you agree or disagree that you use the following tools to get general information on a daily basis.**

		<b>Strongly Agree</b>	<b>Agree</b>	<b>Disagree</b>	<b>Strongly Disagree</b>	<b>Total Responses</b>
(a)	Local Newspaper	3 14%	7 33%	4 19%	7 33%	21
(b)	National Newspaper	0 0%	7 33%	6 29%	8 38%	21
(c)	Local Television News	3 14%	10 48%	5 24%	3 14%	21
(d)	National Television News	2 10%	10 48%	5 24%	4 19%	21
(e)	Local Radio	3 14%	6 29%	8 38%	4 19%	21
(f)	National Radio	1 5%	8 38%	6 29%	6 29%	21
(g)	Social Media (such as Facebook, Twitter, etc.)	3 14%	10 48%	2 10%	6 29%	21
(h)	Local News Websites	5 25%	11 55%	3 15%	1 5%	20
(i)	National News Websites	6 29%	11 52%	2 10%	2 10%	21

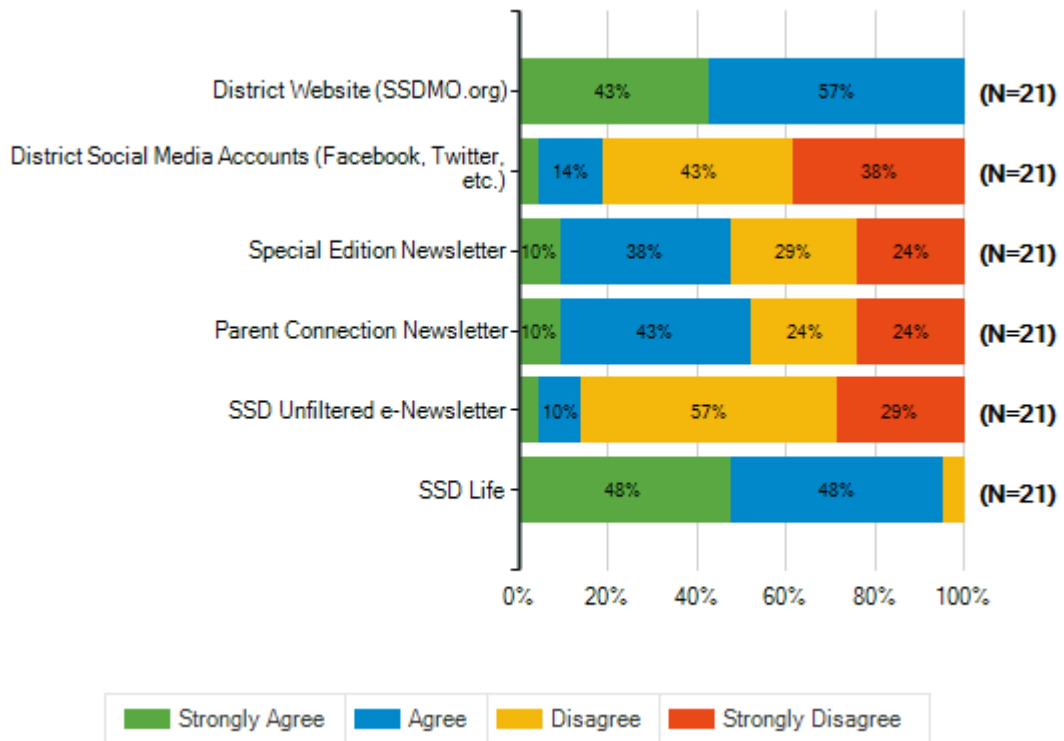
Special School District of St. Louis County  
2018-19 Climate Survey SSD Teachers – Partner Districts





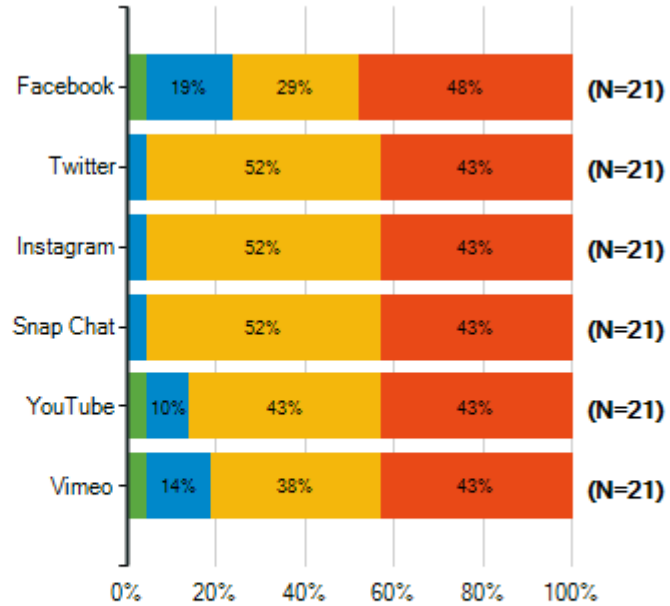
**Q18. Please indicate the extent to which you agree or disagree that you use the following tools to get information about Special School District.**

	Strongly Agree	Agree	Disagree	Strongly Disagree	Total Responses
(a) District Website (SSDMO.org)	9 43%	12 57%	0 0%	0 0%	21
(b) District Social Media Accounts (Facebook, Twitter, etc.)	1 5%	3 14%	9 43%	8 38%	21
(c) Special Edition Newsletter	2 10%	8 38%	6 29%	5 24%	21
(d) Parent Connection Newsletter	2 10%	9 43%	5 24%	5 24%	21
(e) SSD Unfiltered e-Newsletter	1 5%	2 10%	12 57%	6 29%	21
(f) SSD Life	10 48%	10 48%	1 5%	0 0%	21



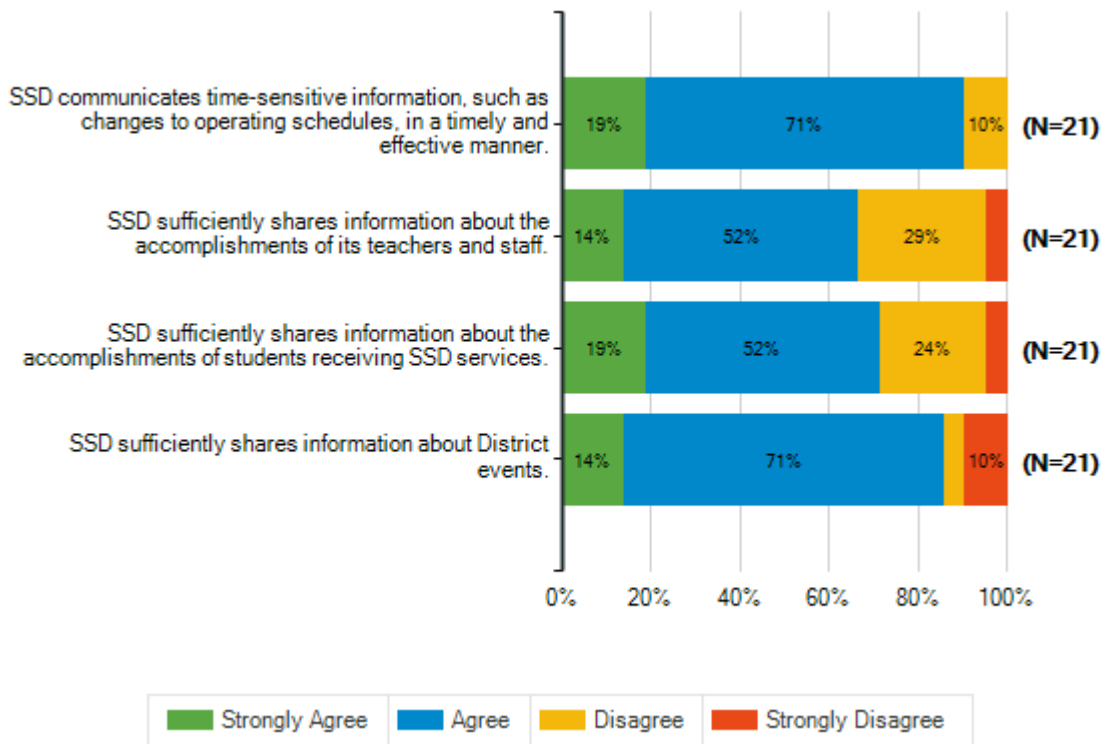
**Q19. Please indicate the extent to which you agree or disagree that you would use the following social media channels to get information about Special School District.**

	Strongly Agree	Agree	Disagree	Strongly Disagree	Total Responses
(a) Facebook	1 5%	4 19%	6 29%	10 48%	21
(b) Twitter	0 0%	1 5%	11 52%	9 43%	21
(c) Instagram	0 0%	1 5%	11 52%	9 43%	21
(d) Snap Chat	0 0%	1 5%	11 52%	9 43%	21
(e) YouTube	1 5%	2 10%	9 43%	9 43%	21
(f) Vimeo	1 5%	3 14%	8 38%	9 43%	21



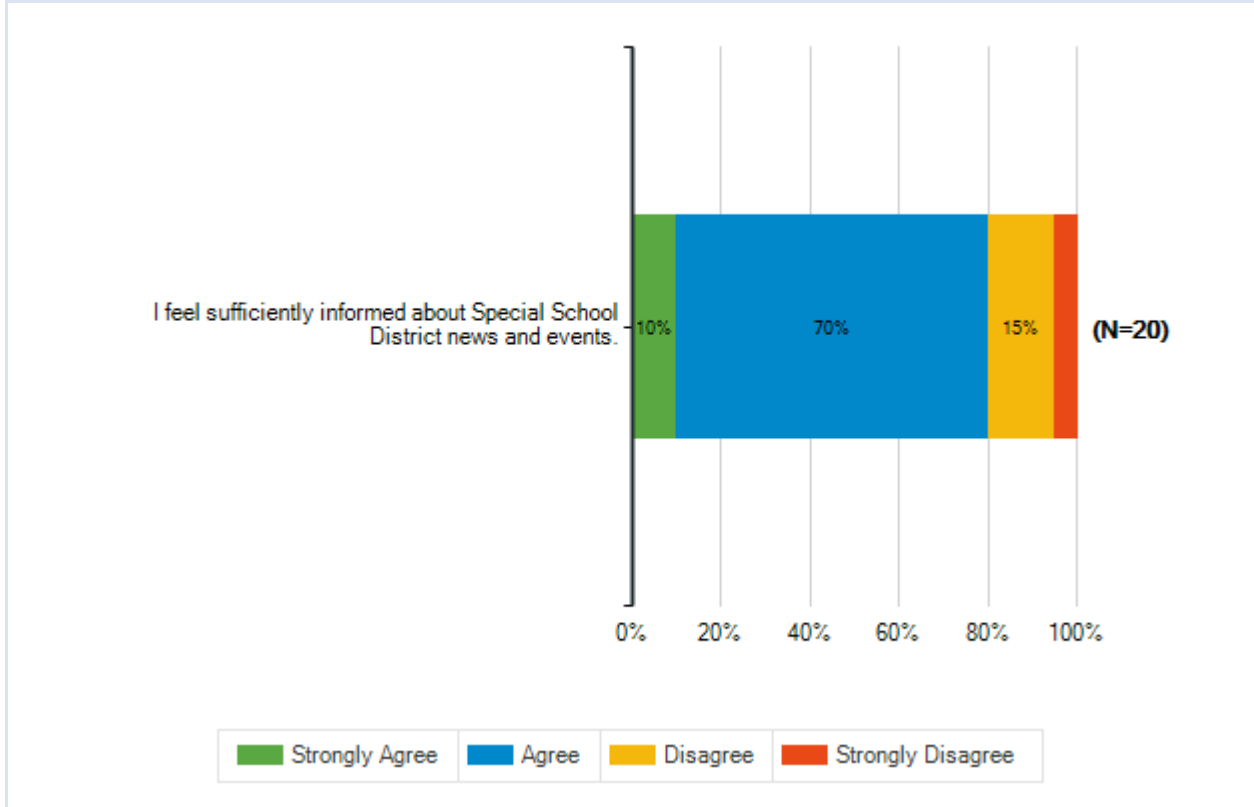
**Q20. Please indicate the extent to which you agree or disagree with each of the following statements.**

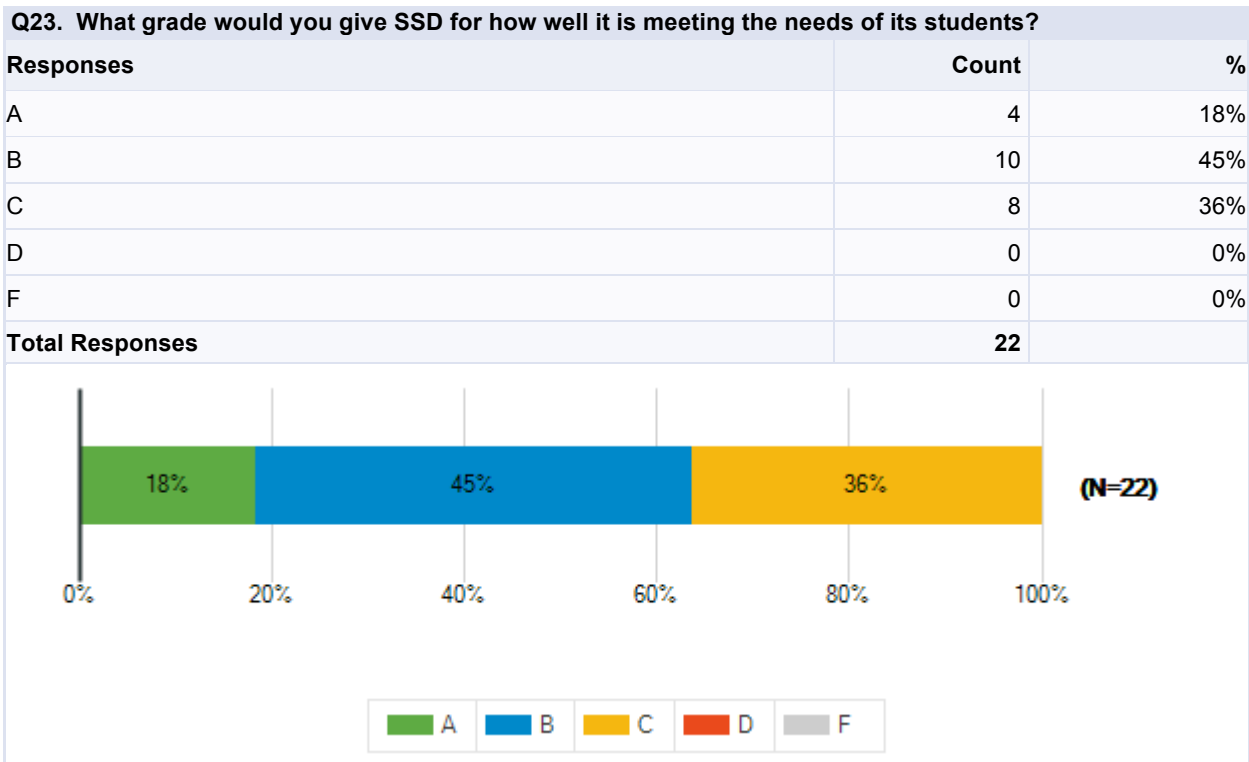
		<b>Strongly Agree</b>	<b>Agree</b>	<b>Disagree</b>	<b>Strongly Disagree</b>	<b>Total Responses</b>
(a)	SSD communicates time-sensitive information, such as changes to operating schedules, in a timely and effective manner.	4 19%	15 71%	2 10%	0 0%	21
(b)	SSD sufficiently shares information about the accomplishments of its teachers and staff.	3 14%	11 52%	6 29%	1 5%	21
(c)	SSD sufficiently shares information about the accomplishments of students receiving SSD services.	4 19%	11 52%	5 24%	1 5%	21
(d)	SSD sufficiently shares information about District events.	3 14%	15 71%	1 5%	2 10%	21



**Q21. Please indicate the extent to which you agree or disagree with the following statement.**

		<b>Strongly Agree</b>	<b>Agree</b>	<b>Disagree</b>	<b>Strongly Disagree</b>	<b>Total Responses</b>
(a)	I feel sufficiently informed about Special School District news and events.	2 10%	14 70%	3 15%	1 5%	20





**Q25. What grade would you give the overall quality of your school?**

Responses	Count	%
A	2	9%
B	5	23%
C	10	45%
D	5	23%
F	0	0%
<b>Total Responses</b>	<b>22</b>	

