

# Literacy at Home: Shared Reading

## WHAT IS IT?



Reading with your child to encourage communication, interaction, language development, and early literacy skills.

## GOALS:

- Model language for your child using their communication system
- Encourage communication and interaction
- Learn about how books work (e.g. that text is different than pictures, that we read from left-right)

## YOU WILL NEED:

- Book
  - For free digital books on a variety of topics, check out [EPIC!](#), [Rivet](#), or [TarHeelReader](#)
- Communication device, book, or board

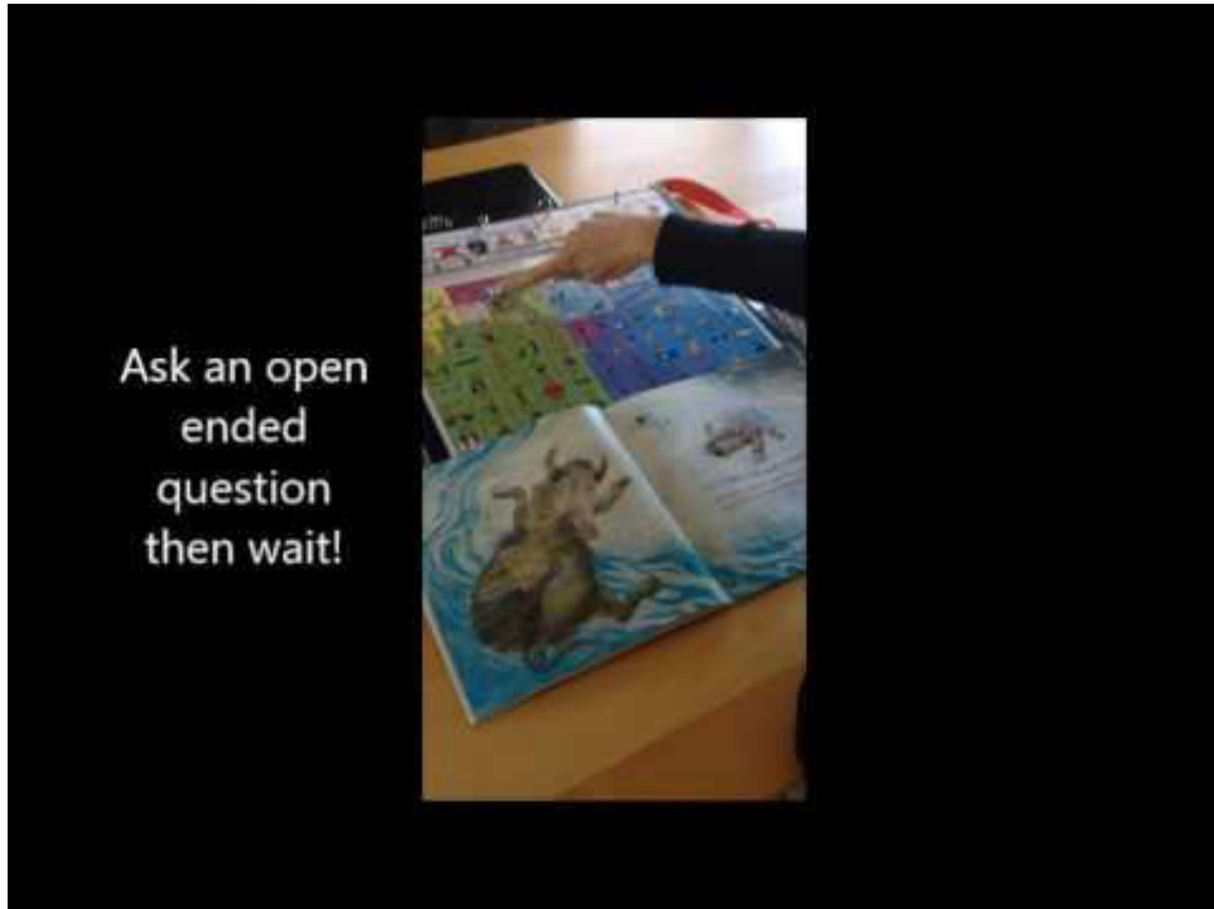


# Literacy: Shared Reading

- 1) Choose a book your student will enjoy or let them choose one
- 2) Look at the cover of the book together. Point out the title and author's name. If your child points to the picture/words, comment on whatever they point to.
- 3) Read the book. Take your time and focus on communicating. After you read each page, use the CAR strategy to encourage communication:
  - **C = comment.** Make a comment about the page using your child's device/book. **Wait 10 seconds to give your child a chance to respond!**
    - Example: say "The train is going!" and select GO on the device, then wait.
  - **A = ask for participation.** This can be very general (e.g. "What do you think?" or "Tell me about this page!") or more specific (e.g. "Where do you think the train will go?"). **Wait 10 more seconds!**
    - For more specific questions, you might help your child navigate to an appropriate page in the device/book (e.g. helping them go to the "places" page).
    - Try not to ask too many questions that have a specific right or wrong answer - the goal is to communicate, not to quiz the child!
  - **R = respond.** If your child uses their device to say something, repeat what they say and add a little more. If they respond in a different way (e.g. by pointing or looking), use the device/book to comment on this.
    - Example: Child selects TRAIN using device. Adult says "Yes, it's a cool train!" and selects COOL TRAIN
    - Example: Child points to picture of tunnel. Adult says "You are looking at the tunnel"! and selects YOU LOOK
    - If they don't respond, it's okay. You can comment on this (e.g. "maybe you do NOT LIKE this page") or just move on.

# Literacy: Shared Reading

Video example from [TheTalklinkTrust](#)



## More resources:

[Shared reading - Literacy Instruction for All](#)

[Shared reading module - Project Core](#)

[Tar Heel Shared Reader](#)

*Info sheet created by Emily Hurd, March 2020*

*Strategies based on the work of Drs. Karen Erickson and David Koppenhaver at the [Center for Literacy and Disability Studies at the University of North Carolina](#)*